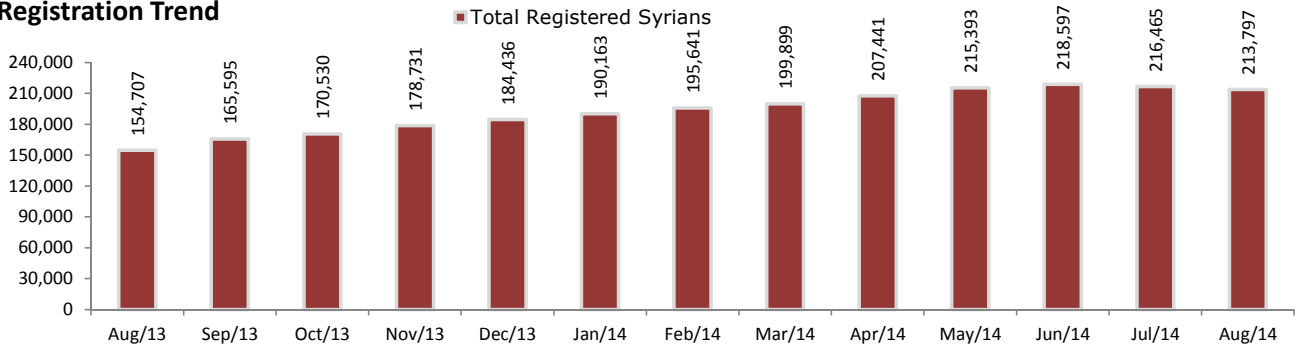




Registration Unit

**Total Persons of Concern**
**Individuals**
**215,369**
**Households**
**76,978**

### Registration Trend

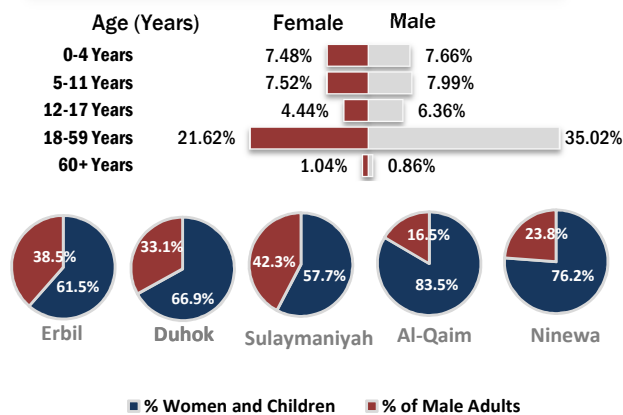


This profile is based on  
and  
The total is

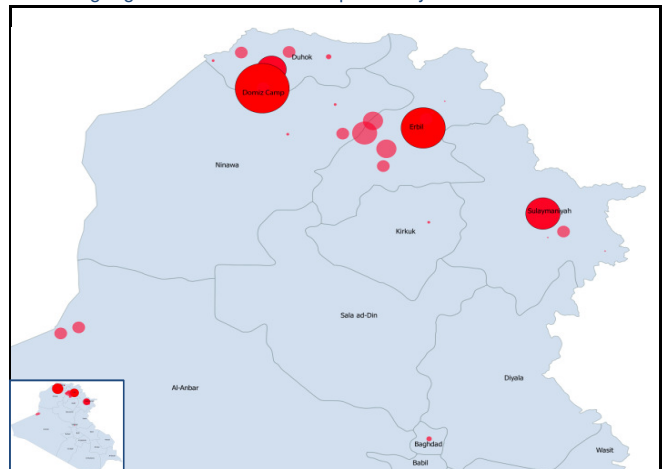
**213,797**  
**1,572**  
**215,369**

proGres registered individuals  
Awaiting registration \*  
individuals

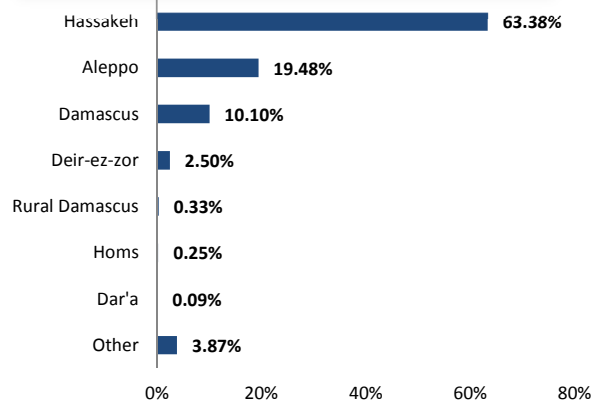
### Age and Gender Breakdown



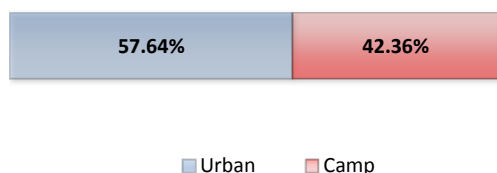
\* Awaiting registration refers to those previously fixed as level 1



### Place of Origin



### Camp and non-camp population comparison



Governorate	Individuals	Households	% Total
Duhok	94,715	29,812	44.30%
Erbil	88,375	34,160	41.34%
Sulaymaniyah	22,404	9,919	10.48%
Anbar	4,529	1,150	2.12%
Ninewa	1,344	439	0.63%
Kirkuk	631	221	0.30%
Baghdad	404	222	0.19%
Other	1,395	630	0.65%
<b>Total Iraq</b>	<b>213,797</b>	<b>76,553</b>	<b>100%</b>

Camps Registered Population			
Camp	Individuals	Households	% Total
Al-Obaidi Camp	1,536	322	1.70%
Akre Settlement	1,401	343	1.55%
Bajid Kandala Transit Camp	65	13	0.07%
Domiz Camp	58,228	18,098	64.29%
Gawilan Camp	2,534	634	2.80%
Basirna Camp	3,289	782	3.63%
Darashakran Camp	7,913	1,677	8.74%
Kawergosk Camp	9,143	2,411	10.09%
Qushtapa Camp	4,582	1,129	5.06%
Arbat Camp	1,883	519	2.08%
<b>Total</b>	<b>90,574</b>	<b>25,928</b>	<b>100%</b>