













## Daily Statistics

Registered on 29 Aug. 2014	
Beirut & Mt Leb	416
North*	3
Bekaa	356
South	113
<b>Total</b>	<b>888</b>

\* All day training for registration staff in the North.

	<b>1,176,971</b>	Total
	<b>1,143,178</b>	Registered
	<b>33,793</b>	Awaiting

Governorate		Registered	Awaiting	Average waiting period	Total
Beirut & Mt Lebanon	Persons 	311,401	5,934	10 days	<b>317,335</b>
	Households 	78,552	1,673		
North		289,282	2,304	11 days	<b>291,586</b>
		72,325	703		
Bekaa		406,613	23,991	25 days	<b>430,604</b>
		89,416	5,731		
South		135,882	1,564	12 days	<b>137,446</b>
		30,438	405		
<b>Total Lebanon</b>		<b>1,143,178</b>	<b>33,793</b>	21 days	<b>1,176,971</b>
		<b>270,731</b>	<b>8,512</b>		

