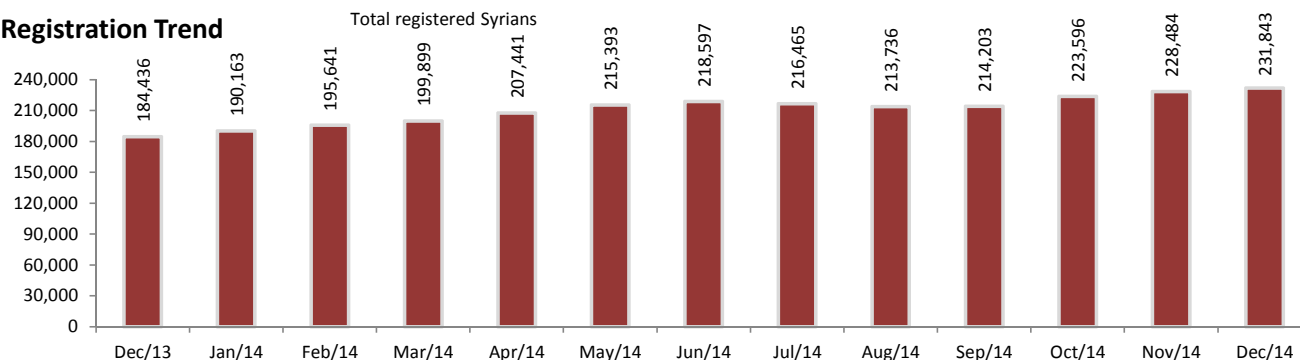




Registration Unit

Total Persons of Concern
Individuals
231,843
Households
81,185

Registration Trend

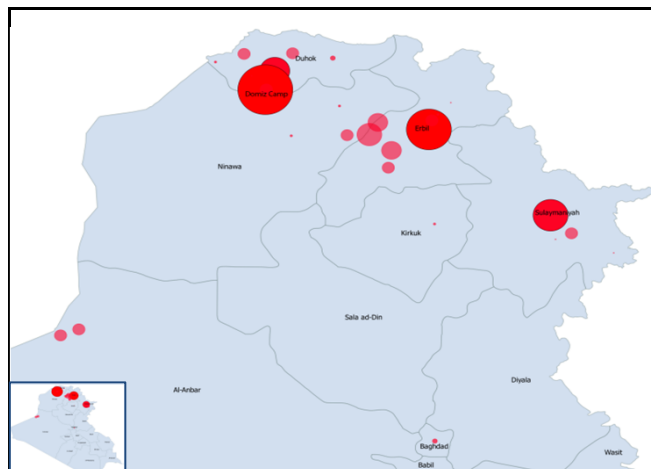
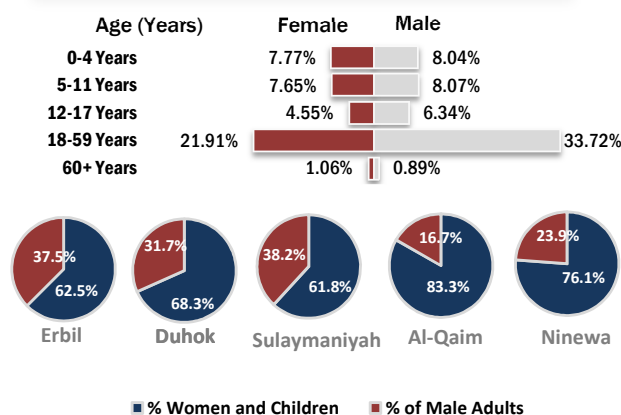


This profile is based on

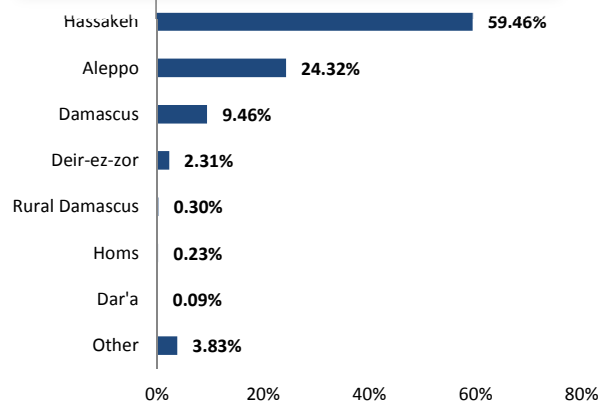
231,843

proGRES registered individuals

Age and Gender Breakdown

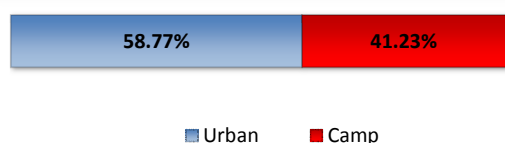


Place of Origin



Governorate	Individuals	Households	% Total
Duhok	97,304	29,813	41.97%
Erbil	99,667	37,896	42.99%
Sulaymaniyah	26,877	10,964	11.59%
Anbar	4,528	1,150	1.95%
Ninewa	1,350	439	0.58%
Kirkuk	699	236	0.30%
Baghdad	402	225	0.17%
Other	1,016	462	0.44%
Total Iraq	231,843	81,185	100%

Camp and non-camp population comparison



Camps Registered Population			
Camp	Individuals	Households	% Total
Al-Obaidi Camp	1,536	322	1.61%
Akre Settlement	1,394	321	1.46%
Domiz Camp	52,013	16,108	54.41%
Gawilan Camp	7,475	1,927	7.82%
Basirma Camp	3,562	858	3.73%
Darashakran Camp	8,761	1,860	9.17%
Kawergosk Camp	9,840	2,644	10.29%
Qushtapa Camp	5,560	1,444	5.82%
Arbat Camp	5,446	1,440	5.70%
Total	95,587	26,924	100%

From 16 June 2014, as Al-Obaidi Camp became inaccessible to UN agencies and other humanitarian staff, the camp registered population figure is not updated.