

Total Active Registered Syrians

612,868



518,092

84.5%



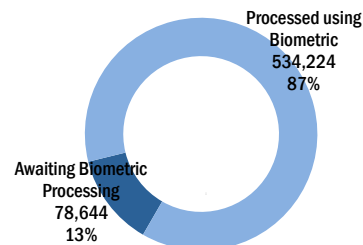
94,776

15.5%

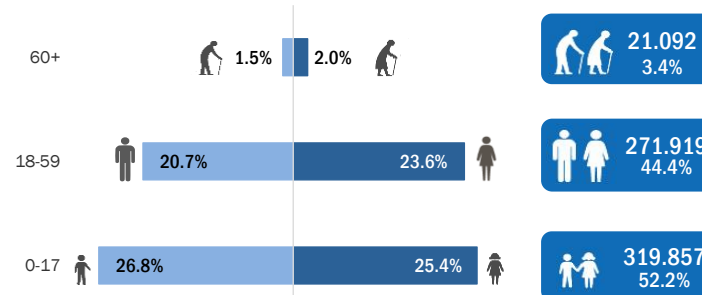
Standard Age and Gender

Age	0-4	5-11	12-17	18-35	36-59	60+	Total	%
Female	52,164	63,036	40,295	94,314	50,522	12,166	312,497	51.0%
Male	55,339	66,096	42,927	84,659	42,424	8,926	300,371	49.0%
Total	107,503	129,132	83,222	178,973	92,946	21,092	612,868	100%
	17.5%	21.1%	13.6%	29.2%	15.2%	3.4%		

Biometric Statistics (IRIS)



Age-Gender Breakdown



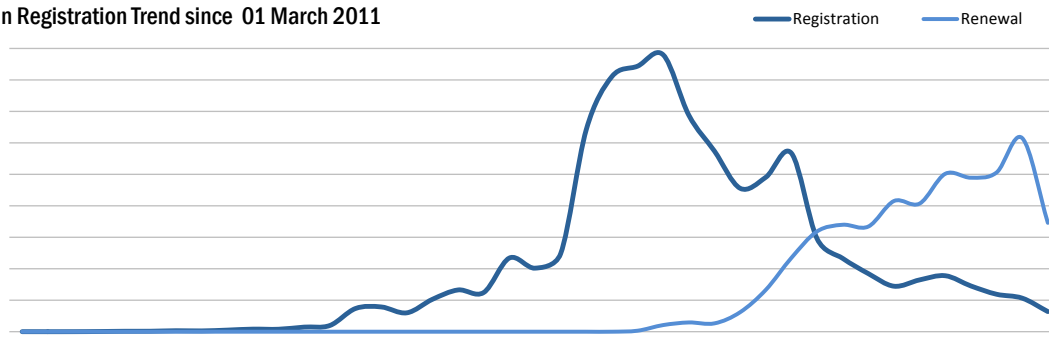
Place of Origin		
Dar'a	283,325	46.2%
Homs	98,742	16.1%
Rural Damascus	72,235	11.8%
Damascus	48,095	7.8%
Aleppo	42,892	7.0%
Hama	28,982	4.7%
Idlib	9,194	1.5%
Ar-raqqa	8,304	1.4%
Al-hasakeh	3,806	0.6%
Quneitra	2,883	0.5%
Deir-ez-zor	2,725	0.4%
Lattakia	1,105	0.2%
As-sweida	838	0.1%
Tartous	294	0.0%
Other	9,448	1.5%

Specific Needs		
Serious medical condition	25,588	20.9%
Specific legal and physical protection needs	21,299	17.4%
Child at risk	21,016	17.2%
Woman at risk	20,363	16.7%
Disability	11,957	9.8%
Single parent	10,247	8.4%
Unaccompanied or separated child	5,067	4.1%
Older person at risk	3,804	3.1%
Torture	2,577	2.1%
Family unity	216	0.2%
Pregnant or lactating	11	0.0%
Total	122,145	100.0%

Arrivals		
Pre-2011	8,622	1.4%
2011	22,332	3.6%
2012	187,873	30.7%
2013	323,291	52.8%
2014	70,750	11.5%

Registration Trend		
2011	2,306	0.3%
2012	129,896	14.5%
2013	666,411	74.3%
2014	97,712	10.9%

Syrian Registration Trend since 01 March 2011



UNHCR Registered Syrians

