








3RP Sector's Refugee Response Summary as of 30 April 2016

Sectors	Indicators	January	February	March	April	Current Status	Targets	Gap
 Protection	# of Syrian refugees registered or awaiting registration	244,993	246,051	246,123	246,589	246,589	250,000	3,411
	# of Syrian refugees (above 7 years old) with updated registration records including iris scan enrolment	151,363	152,710	153,681	154,493	154,493	250,000	95,507
	# of Syrian refugees submitted for resettlement or humanitarian admission	76	51	35	115	277	3,200	2,923
	# of girls and boys who are survivors or at risk receiving specialist child protection support	165	518	563	514	1,760	5,488	3,728
	# of girls and boys participating in structured, sustained child protection or psychosocial support programmes	616	292	485	797	2,190	45,628	43,438
	# of persons receiving SGBV services	1,629	2,326	1,003	1,867	6,825	13,870	7,045
	# of Women, Girls, Boys and Men who have knowledge of, access to, and benefit from empowerment opportunities	911	844	1,179	2,171	5,105	74,250	69,145
	# of individuals reached with community mobilization, awareness or information campaigns	100	462	3,148	24,399	28,109	508,500	480,391
 Food	# of individuals who receive food assistance (cash, voucher or in-kind)	46,762	46,608	42,672	45,893	181,935	78,500	(103,435)
	# of individuals receiving food & agricultural livelihoods support	-	-	-	-	-	50,500	50,500
 Education	# of targeted children (under 5 years old) (b/g) enrolled in Early childhood Education	-	-	-	295	295	12,600	12,305
	# of targeted children (5-17) (b/g) enrolled in formal education (primary or secondary)	2,296	20	729	32,709	32,709	42,794	10,085
	# of targeted children (5-17) (b/g) enrolled in non-formal or informal education or and life-skills	-	-	1,560	-	1,560	2,400	840
	# of youth, adolescents and adults (m/f) accessing vocational training or higher education	-	-	205	-	205	31,580	31,375
	# of education personnel (m/f) trained	-	140	-	-	140	3,875	3,735
	# of children (3-17) (b/g) receiving school supplies or supported through cash grants	-	10,392	-	-	10,392	52,694	42,302
	# of educational facilities constructed, renovated or rehabilitated	11	-	6	-	17	257	240
 Health	# of consultations for target population in primary health care services	33,772	34,938	30,470	29,502	128,682	331,000	202,318
	# referrals of target population to secondary or tertiary healthcare services	1,215	985	1,196	1,246	4,642	12,000	7,358
	# of health facilities supported	15	-	35	-	50	138	88
	# of health care staff trained	26	26	35	49	136	1,025	889
	# of children receiving polio vaccination	1,863	1,511	1,597	24,662	24,662	70,000	45,338
	# of children under 1 in camps immunized against measles	442	320	388	380	1,530	6,150	4,620
 Shelter	# HH in camps receiving assistance for shelter and shelter upgrades	1,080	50	202	13	1,345	11,525	10,180
	# HH outside of camps receiving assistance for shelter and shelter upgrades	-	-	-	-	-	8,800	8,800
 Basic Needs	# of households receiving core relief items in-kind	3,084	3,026	615	1,883	8,608	18,000	9,392
	# of households receiving unconditional, sector-specific or emergency cash assistance	-	-	-	26	26	38,745	38,719
	# of households receiving seasonal support through cash or in-kind assistance	15,459	11,199	1,479	-	28,137	53,218	25,081
 WASH	# of target beneficiaries with access to adequate quantity of safe water	97,807	1,320	81,618	95,306	97,807	260,288	162,481
	# of individuals benefiting from improved access to adequate quantity of safe water	96,102	96,290	81,243	89,751	96,290	100,000	3,710
	# of target beneficiaries with access to appropriate sanitation facilities and services	96,187	102,681	13,787	13,787	102,681	221,190	118,509
	# of beneficiaries who have experienced a hygiene promotion session	96,102	96,290	38,196	41,936	96,290	197,600	101,310

	Monthly measured (SUM)
	Accumulative
	Max