

Jordan non-camp refugees

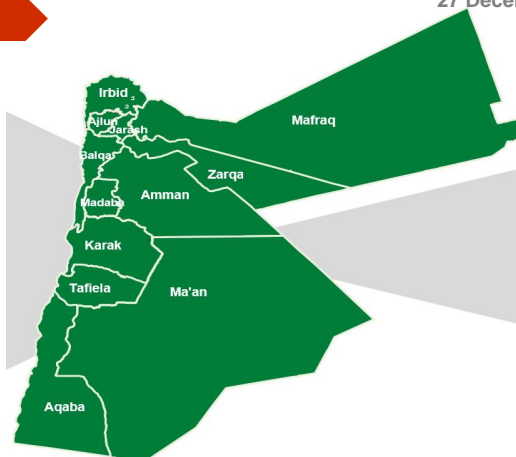
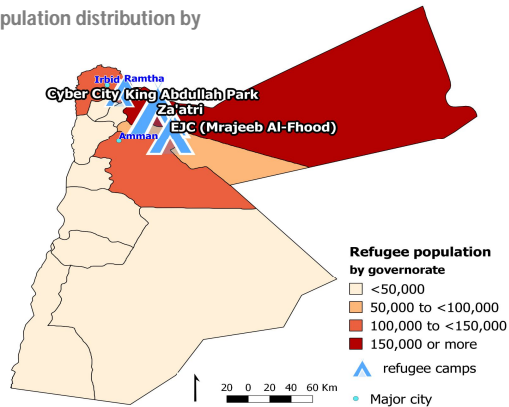
Primary Health Profile

Annual Report 2015

27 December 2014 - 01 January 2016

Maps

Population distribution by



Key facts

Number of non-Ministry of Health clinics serving non-camp (as per health services map):

40

Number of non-MOH clinics and MMU reporting:

7

Number of reporting governorates:

9

Population:

519,041 non-camp Syrian refugees

52,643 Iraqi refugees

8,720 non Syrian- non Iraqi refugees

Population figures until 15 December 2015

Report at a glance

1 Total consultations	104,245
2 Number of consultations per clinician per day	23
3 Proportion of first time antenatal visits made < 1st trimester	31%
4 Average number of days clinics functioning	5.5
5 Proportion of consultations that are acute illness	56%
6 Proportion of acute illnesses in children <5 years	14%
7 Proportion of consultations that are NCDs	37%
8 Proportion of consultations that are mental health	7%

Notes

HIGHLIGHTS

NONE

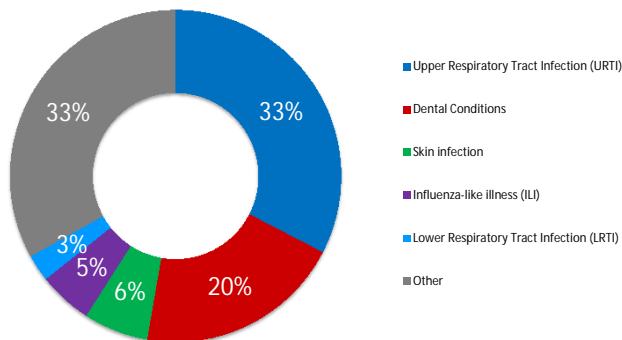
This public health profile for non-camp Syrian refugees in Jordan is compiled from health data obtained from reporting agencies. Data is collected using standardised Health Information System (HIS) data collection and reporting tools and aims to be as accurate as possible.

Clinics and agencies reporting:

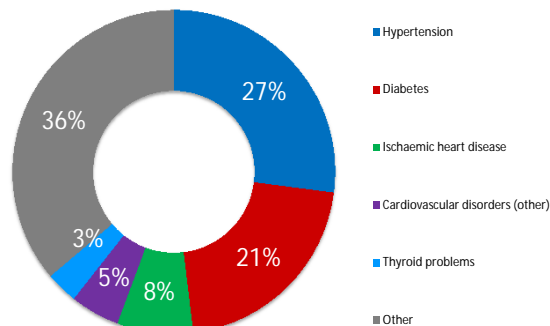
JHAS - Amman governorate (Madina clinic); Irbid governorate (Cyber City clinic, Irbid clinic, Ramtha clinic); Mafraq governorate (Mafraq clinic); Zarqa governorate (Zarqa clinic); South governorates (Mobile medical unit)

Morbidity

Acute health conditions (%)



Chronic health conditions (%)



Top 5 acute health conditions

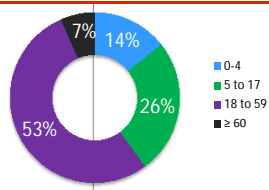
	% morbidity	# of cases
1 Upper Respiratory Tract Infection (URTI)	33%	19,081
2 Dental Conditions	20%	11,808
3 Skin infection	6%	3,704
4 Influenza-like illness (ILI)	5%	3,077
5 Lower Respiratory Tract Infection (LRTI)	3%	1,535
- Other	33%	19,351

Top 5 chronic health conditions

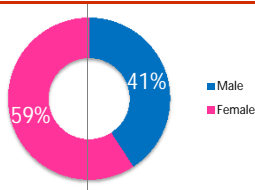
	% morbidity	# of cases
1 Hypertension	27%	10,531
2 Diabetes	21%	8,183
3 Ischaemic heart disease	8%	2,966
4 Cardiovascular disorders (other)	5%	1,929
5 Thyroid problems	3%	1,247
- Other	36%	14,073

Breakdown of acute health conditions

by age

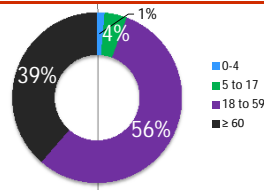


by gender

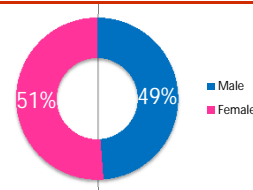


Breakdown of chronic health conditions

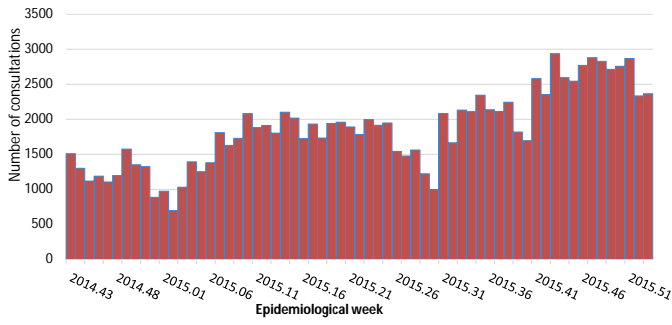
by age



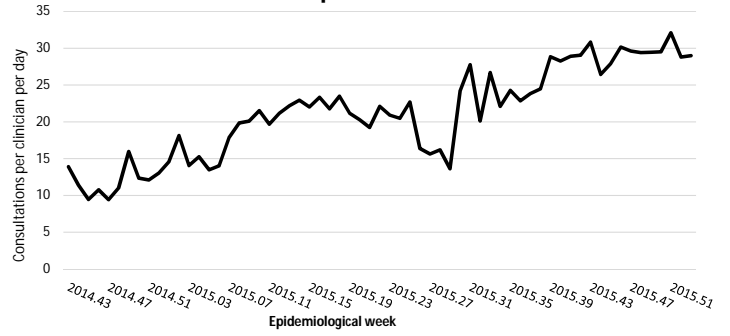
by gender



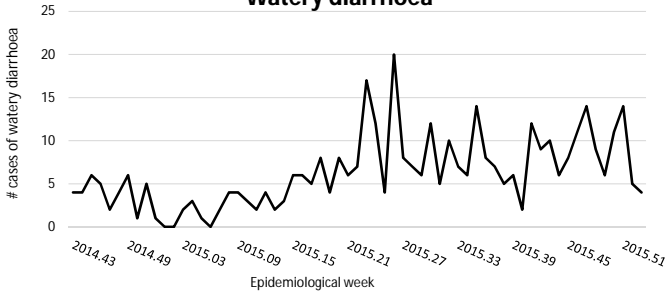
Number of consultations



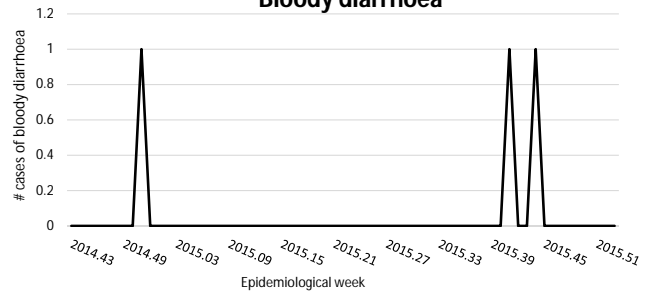
Consultations per clinician



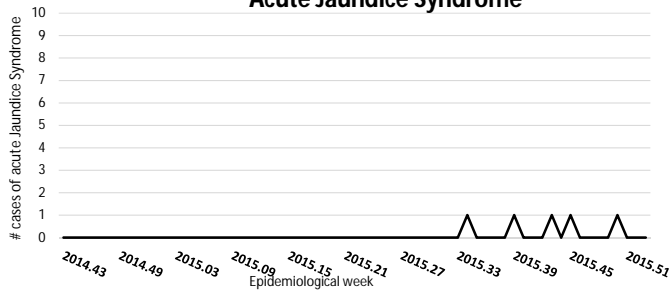
Watery diarrhoea



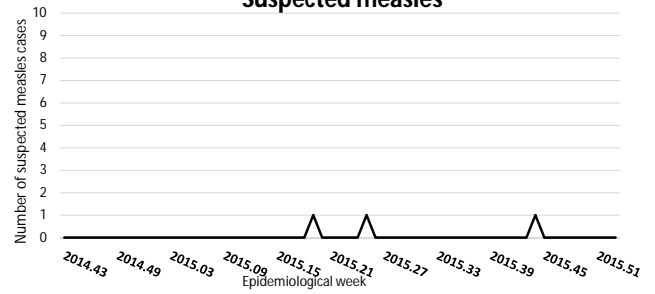
Bloody diarrhoea



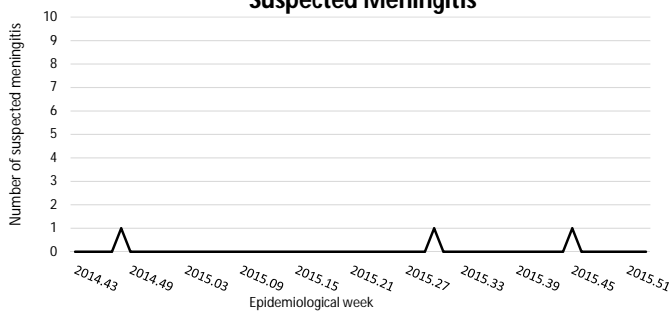
Acute Jaundice Syndrome



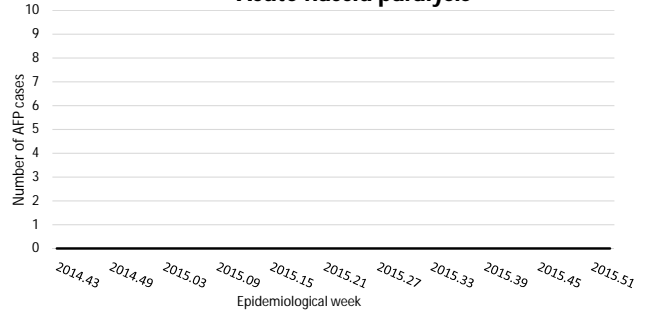
Suspected measles



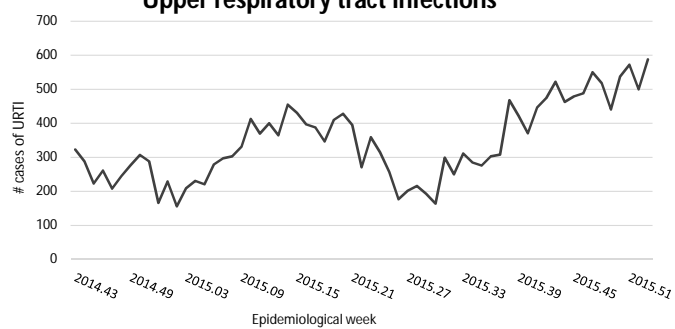
Suspected Meningitis



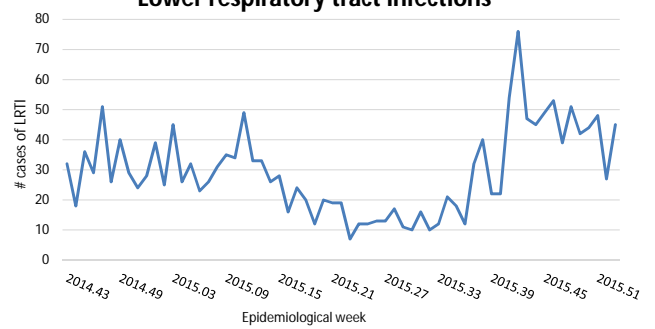
Acute flaccid paralysis



Upper respiratory tract infections



Lower respiratory tract infections



Access and utilization

Total number of consultations	104,245
Average number of full days facility functioning	5.5
No. consultations per clinician per day	22.8

Reproductive health

Proportion of first time antenatal visits made < 1st trimester	31%
--	-----

Top 3 Mental health conditions

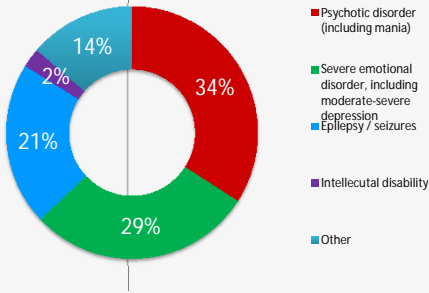
	% morbidity	# of cases
1 Psychotic disorder (including mania)	34%	2,346
2 Severe emotional disorder, including moderate-severe depression	29%	1,987
3 Epilepsy / seizures	21%	1,436
- Other	16%	1,112

Top 3 injuries

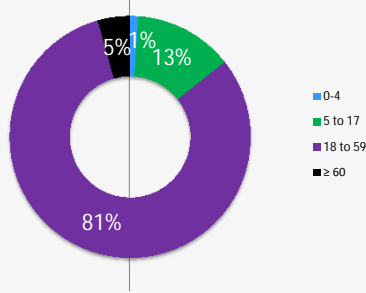
	% morbidity	# of cases
1 Injury (burns)	15%	95
2 Injury (war-related)	7%	43
3 Bites (all causes)	3%	20
- Other	76%	487

Breakdown of mental health conditions

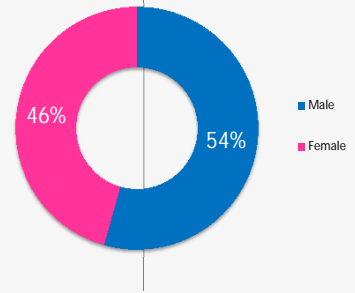
By cause



By age

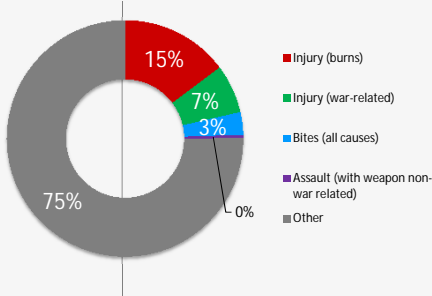


By gender

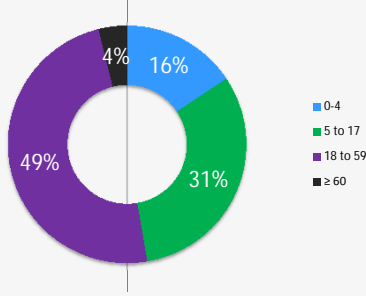


Breakdown of injuries

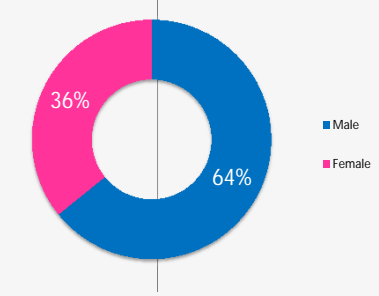
By cause



By age



By gender



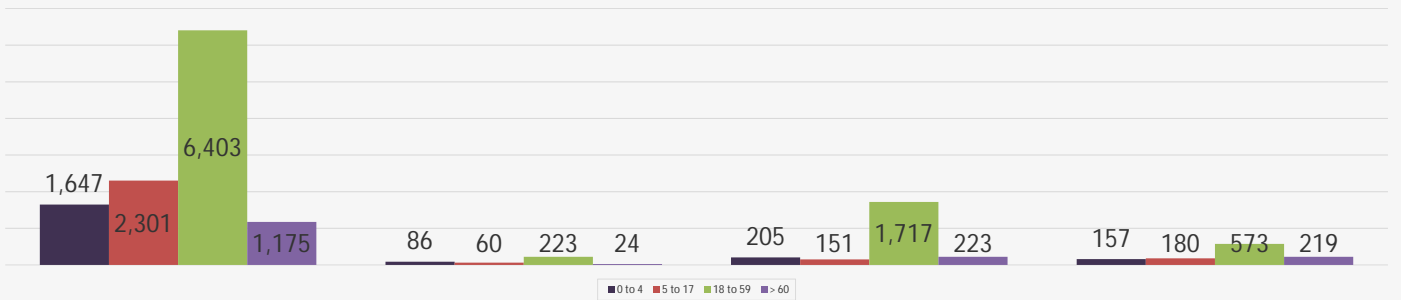
Breakdown of referrals by age group and facility

MOH facility

Royal Medical Services

Private affiliated Hospital

Jordan University Hospital



We gratefully acknowledge the support of the following agencies:



View interactive maps and statistics online
<http://twine.unhcr.org>

