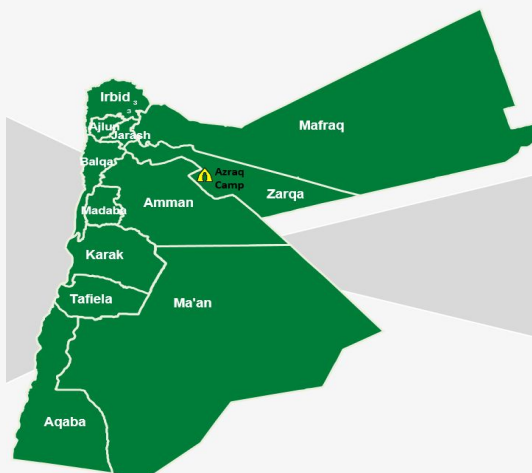
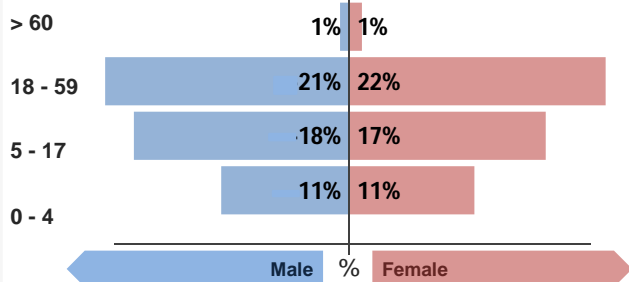




Refugee population

Total refugee population: 19,749

Demographic breakdown:



Key facts

Camp opened:

May 2014

Indicators at a glance

1 Health utilisation rate	5.6	X
2 Number of consultations per clinician per day	36	✓
3 Hospitalisation rate (/1000/month)	12.0	
6 Crude Mortality Rate (CMR) (/1000/month)	0.1	✓
7 Under-five Mortality Rate (U5MR) (/1000/month)	0.3	✓
8 Neonatal Mortality Rate (NNMR) (/1000 livebirths)	18.2	X

Notes

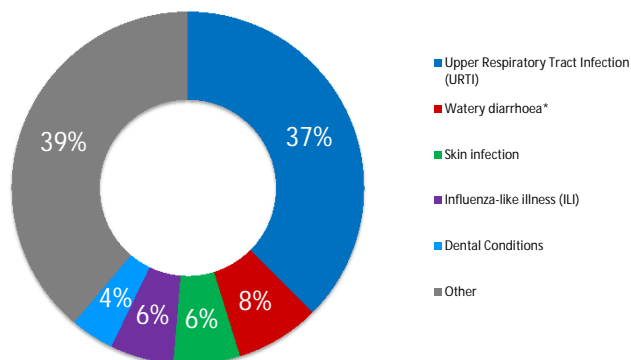
This public health profile for Azraq refugee camp is compiled from health facility data from the following partners:

- IMC Clinics
- IFRC hospital
- IMC hospital

Data is collected using standardised Health Information System (HIS) data collection and reporting tools and aims to be as accurate as possible.

Morbidity

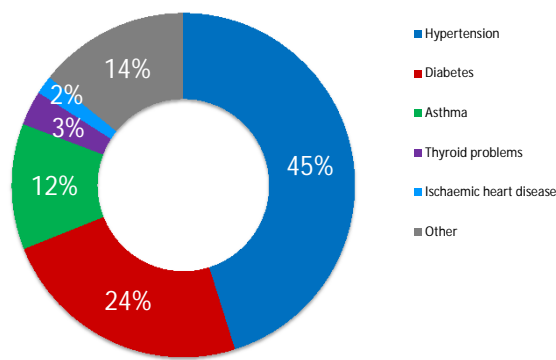
Acute health conditions (%)



Top 5 acute health conditions

	% morbidity	# of cases
1 Upper Respiratory Tract Infection (URTI)	38%	34,216
2 Watery diarrhoea*	8%	7,022
3 Skin infection	6%	5,569
4 Influenza-like illness (ILI)	6%	5,314
5 Dental Conditions	4%	3,658
- Other	39%	35,415

Chronic health conditions (%)



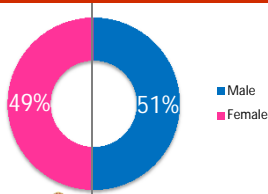
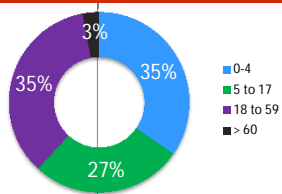
Top 5 chronic health conditions

	% morbidity	# of cases
1 Hypertension	45%	2,638
2 Diabetes	24%	1,392
3 Asthma	12%	691
4 Thyroid problems	3%	190
5 Ischaemic heart disease	2%	101
- Other	14%	833

Breakdown of acute health conditions

by age

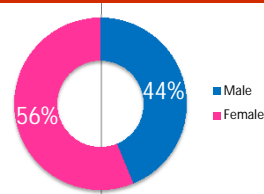
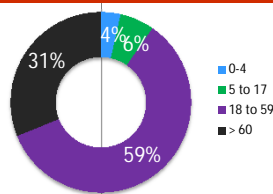
by gender



Breakdown of chronic health conditions

by age

by gender



UNHCR gratefully acknowledges the support of the following partners:



International Federation of Red Cross and Red Crescent Societies

Public Health

Health Impact

Indicator	Standard
Crude Mortality Rate (CMR) (/1000/month)	0.1 < 0.48 ✓
Under-five Mortality Rate (U5MR) (/1000/month)	0.3 < 1.5 ✓
Neonatal Mortality Rate (NNMR) (/1000 livebirths)	18.2 < 14.9 ✗

Access and utilization

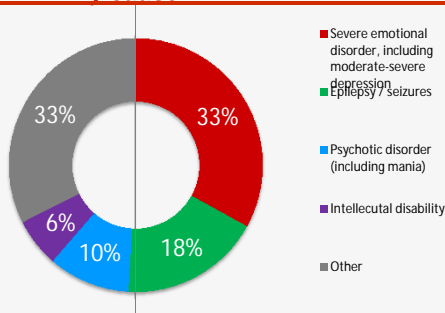
No. of health facilities	1 : 6583	1 : < 10,000	✓
Total number of consultations	110,095		
Health utilisation rate	5.6	1 - 4	✗
No. of consultations per trained clinician per day	36	< 50	✓

Outbreak Alert and Response

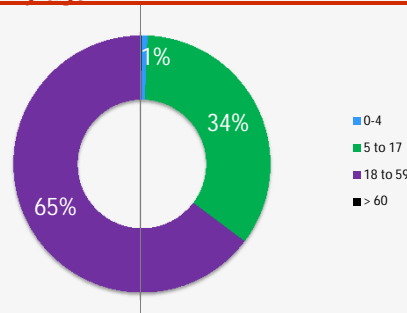
Indicator	Standard
Number of outbreaks reported	1
% of outbreaks investigated within 48 hours	100% 100%
Laboratory	
Number of laboratory samples	23,868

Breakdown of mental health conditions

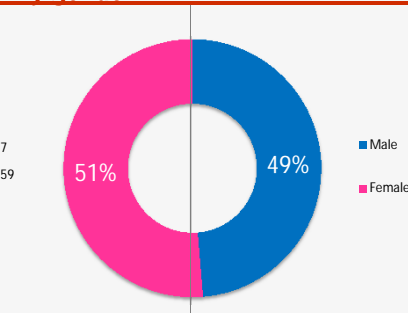
By cause



By age

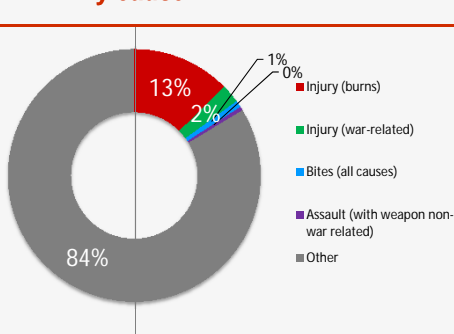


By gender

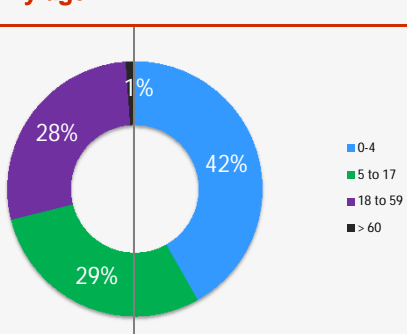


Breakdown of injuries

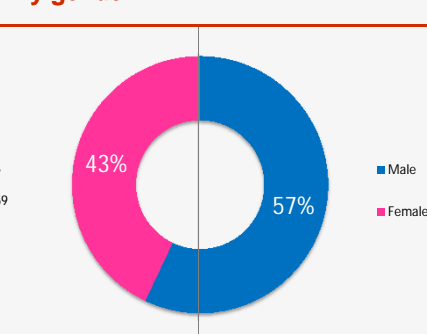
By cause



By age



By gender



In-patient and referral

In-patient department

Indicator	Standard
Hospitalisation rate (/1000/ year)	144.5 50 - 150
Bed occupancy rate	45% > 75% ✗
Mean length of stay for authorised discharges (days)	2.5

Indicator	Standard
Overall case fatality rate	0.1%
Proportion of deaths within 24 hours of admission	33%
Referral rate (/1000/ month)	12.7

Reproductive Health

Antenatal care

Indicator	Standard
Coverage of antenatal care (4 or more visits)	85% ≥ 90% ✗
Coverage of TT vaccination	77% ≥ 90% ✗
Coverage of anaemia screening in pregnancy	89% ≥ 90% ✗

Delivery care

Proportion of deliveries attended by skilled personnel	100%	≥ 90%	✓
Proportion of deliveries performed by caesarean section	21%	5 - 15%	✗
Proportion of low birth weight deliveries (<2500g)	6%	< 15%	✓

Maternal mortality

Number of maternal deaths reported	1		
% of maternal deaths investigated within 48 hours	0%	100%	

Postnatal care

Indicator	Standard
Coverage of postnatal care	63% ≥ 90% ✗

Sexual and Gender-based Violence

Incidence of rape (reported cases/10,000/year)*	0.0	^	✓
% of rape survivors who received PEP** < 72 hours		100%	^
% of rape survivors who received ECP*** < 120 hours		100%	^
% of rape survivors who received STI**** prophylaxis < 2 wks		100%	^

*Only includes rapes reported at health facilities **Post-exposure prophylaxis ***Emergency contraceptive pill ****Sexually transmitted infection