

Total Active Registered Syrians

635,035


Urban

519,338
81.8%


Camps

115,697
18.2%

Standard Age and Gender

Age	0-4	5-11	12-17	18-35	36-59	60+	Total	%
Female	49,970	67,348	41,578	96,419	53,373	13,321	322,009	50.7%
Male	52,870	71,155	44,027	89,811	45,632	9,531	313,026	49.3%
Total	102,840	138,503	85,605	186,230	99,005	22,852	635,035	100%
	16.2%	21.8%	13.5%	29.3%	15.6%	3.6%		

Place of Origin

Dar'a	280,777	44.2%
Homs	101,365	16.0%
Rural Damascus	78,022	12.3%
Aleppo	53,690	8.5%
Damascus	49,035	7.7%
Hama	31,417	4.9%
Ar-raqqa	11,351	1.8%
Idlib	10,094	1.6%
Al-hasakeh	4,760	0.7%
Deir-ez-zor	3,964	0.6%
Quneitra	2,833	0.4%
As-sweida	1,301	0.2%
Lattakia	1,266	0.2%
Tartous	347	0.1%
Other	4,813	0.8%

Specific Needs

Specific legal and physical protection needs	49,820	7.8%
Child at risk	47,898	7.5%
Serious medical condition	37,339	5.9%
Woman at risk	25,404	4.0%
Single parent	19,913	3.1%
Disability	16,197	2.6%
Older person at risk	5,251	0.8%
Unaccompanied or separated child	4,659	0.7%
Total	206,481	32.5%

* An individual can have more than one specific need

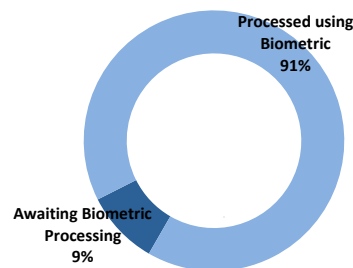
Arrivals

Pre-2011	9,664	1.5%
2011	22,535	3.5%
2012	180,149	28.4%
2013	308,645	48.6%
2014	82,411	13.0%
2015	30,924	4.9%
2016	707	0.1%

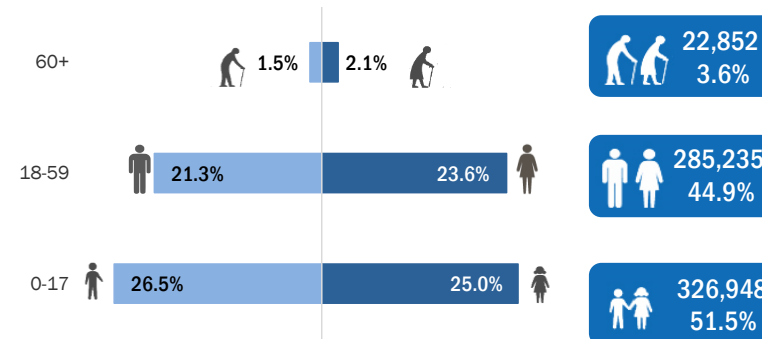
Registration Trend

2011	2,360	0.2%
2012	129,340	13.5%
2013	665,225	69.2%
2014	121,391	12.6%
2015	41,044	4.3%
2016	1,715	0.2%

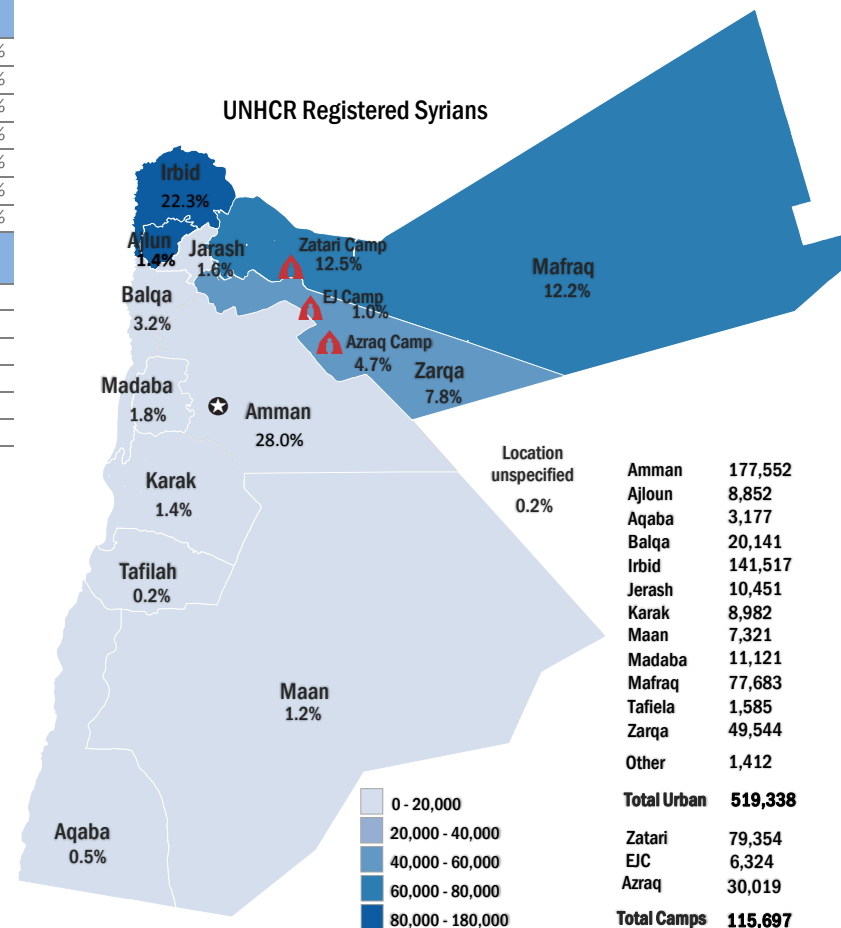
Biometric Statistics (IRIS)



Age-Gender Breakdown



UNHCR Registered Syrians



Syrian Registration Trend since 01 March 2011

