

Total Active Registered Iraqis **52,643**

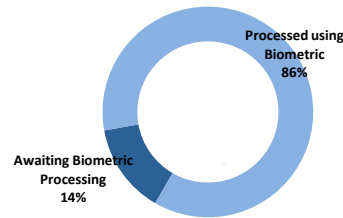
| Standard Age and Gender | | | | | | | |
|-------------------------|-------|-------|-------|--------|--------|-------|--------|
| Age | 0-4 | 5-11 | 12-17 | 18-35 | 36-59 | 60+ | Total |
| Female | 2,214 | 3,809 | 2,483 | 7,652 | 6,669 | 2,655 | 25,482 |
| Male | 2,408 | 4,120 | 2,744 | 8,769 | 6,821 | 2,299 | 27,161 |
| Total | 4,622 | 7,929 | 5,227 | 16,421 | 13,490 | 4,954 | 52,643 |
| | 8.8% | 15.1% | 9.9% | 31.2% | 25.6% | 9.4% | 100% |

| Place of Origin | | |
|-----------------|--------|-------|
| Baghdad | 28,965 | 55.0% |
| Erbil | 4,703 | 8.9% |
| Ninewa | 3,397 | 6.5% |
| Basrah | 3,304 | 6.3% |
| Anbar | 3,243 | 6.2% |
| Dahuk | 1,572 | 3.0% |
| Salah al-Din | 1,194 | 2.3% |
| Thi-Qar | 1,003 | 1.9% |
| Diyala | 939 | 1.8% |
| Tameem | 791 | 1.5% |
| Muthanna | 470 | 0.9% |
| Babylon | 409 | 0.8% |
| Missan | 354 | 0.7% |
| Sulaymaniyah | 345 | 0.7% |
| Najaf | 280 | 0.5% |
| Wassit | 264 | 0.5% |
| Qadissiya | 192 | 0.4% |
| Kerbala | 160 | 0.3% |
| Other | 1,058 | 2.0% |

| Specific Needs | | |
|--|--------|-------|
| Serious medical condition | 4,653 | 8.8% |
| Disability | 1,744 | 3.3% |
| Specific legal and physical protection needs | 1,722 | 3.3% |
| Child at risk | 1,510 | 2.9% |
| Woman at risk | 1,505 | 2.9% |
| Single parent | 804 | 1.5% |
| Older person at risk | 650 | 1.2% |
| Unaccompanied or separated child | 153 | 0.3% |
| Total | 12,741 | 24.2% |

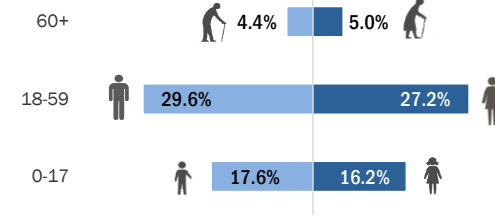
* An individual can have more than one specific need

Biometric Statistics (IRIS)



UNHCR Jordan

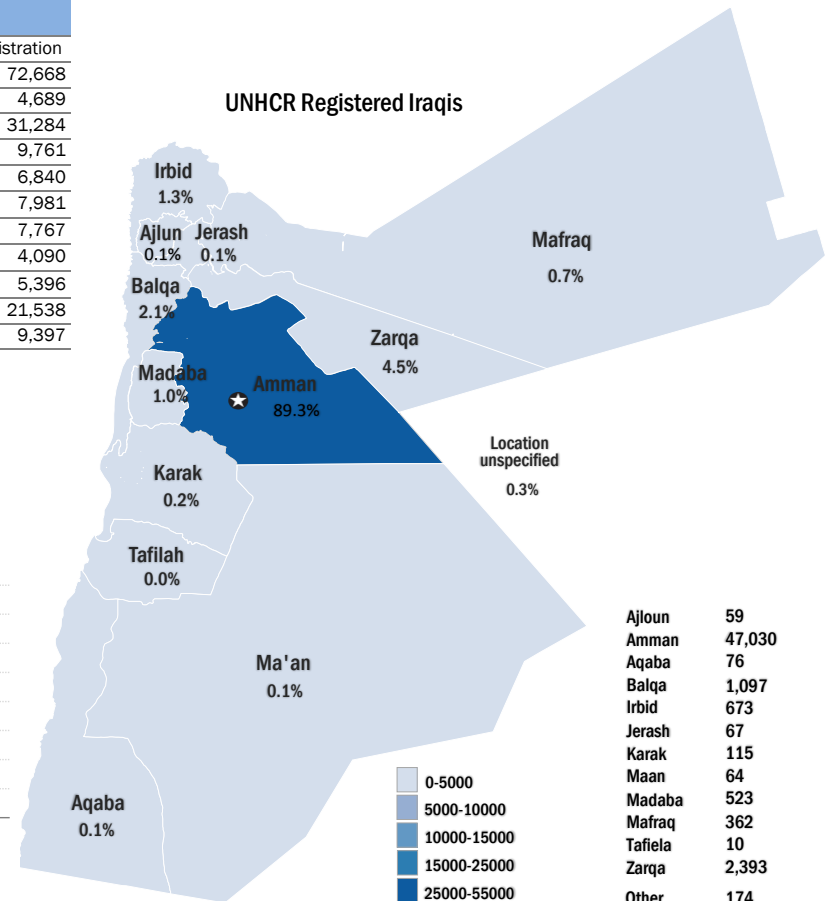
Age-Gender Breakdown



| | |
|--------|-------|
| 4,954 | 9.4% |
| 29,911 | 56.8% |
| 17,778 | 33.8% |

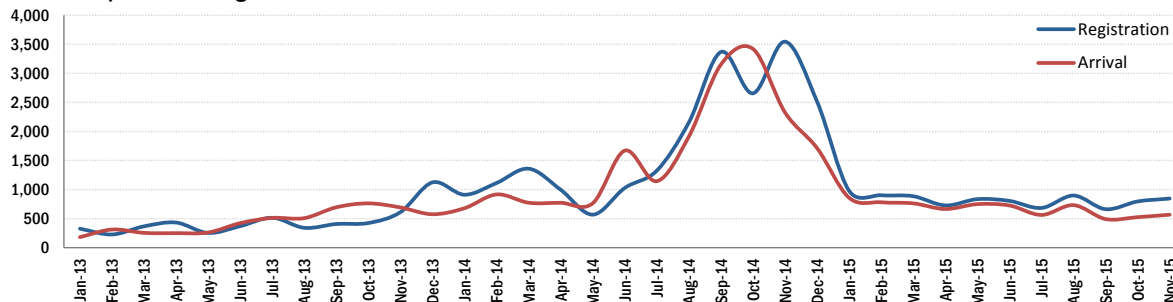
| Arrivals | | |
|----------|--------------|--------|
| Arrival | Registration | |
| Pre-2006 | 4,381 | 72,668 |
| 2006 | 3,415 | 4,689 |
| 2007 | 2,224 | 31,284 |
| 2008 | 1,156 | 9,761 |
| 2009 | 1,504 | 6,840 |
| 2010 | 2,184 | 7,981 |
| 2011 | 2,680 | 7,767 |
| 2012 | 2,891 | 4,090 |
| 2013 | 5,424 | 5,396 |
| 2014 | 19,243 | 21,538 |
| 2015 | 7,541 | 9,397 |

UNHCR Registered Iraqis



| | |
|--------|--------|
| Ajloun | 59 |
| Amman | 47,030 |
| Aqaba | 76 |
| Balqa | 1,097 |
| Irbid | 673 |
| Jerash | 67 |
| Karak | 115 |
| Ma'an | 64 |
| Madaba | 523 |
| Mafrqa | 362 |
| Tafila | 10 |
| Zarqa | 2,393 |
| Other | 174 |

Iraqi Arrival & Registration Trends since Jan 2013



Interagency Portal: <http://data.unhcr.org/Syrianrefugees>
 UNHCR on the web: <http://www.unhcr.org> ; <http://www.unhcr.org>
 UNHCR on Social network: <http://www.facebook.com/UNHCRJordan> ; http://twitter.com/And_Harper ; <http://twitter.com/ZaatariCamp>
 DAG Jordan

* Coloured map only reflects refugees living outside camps.