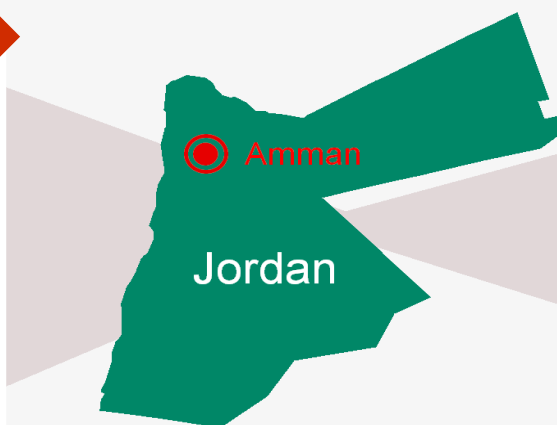
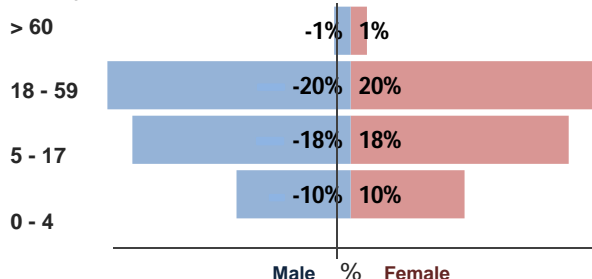




## Refugee population

Total refugee population:

Demographic breakdown:



## Key facts

Camp opened:  
**July 2012**

## Indicators at a glance

1 Health utilisation rate	6.9	✗
2 Number of consultations per clinician per day	30	✓
3 Hospitalisation rate	1.0	
4 % deliveries attended by skilled personnel	100%	✓
5 Crude Mortality Rate (CMR) (/1000/month)	0.2	✓
6 Under-five Mortality Rate (U5MR) (/1000/month)	0.2	✓
7 Neonatal Mortality Rate (NNMR) (/1000 livebirths)	7.9	✓

## Notes

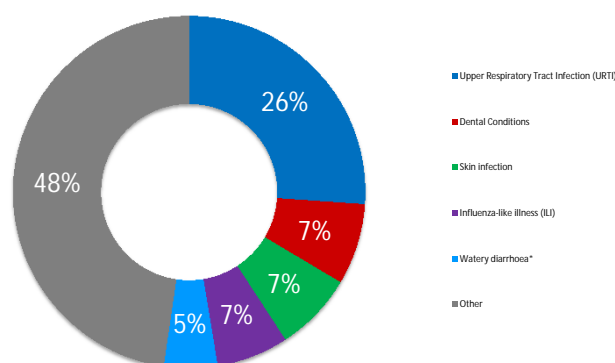
This public health profile for Za'atri refugee camp is compiled from health facility data from the following partners:

- IMC Clinic
- JHAS Clinic
- MDM Clinic
- Moroccan Field Hospital
- Saudi Clinic
- MSF Holland
- RAF Qatari Clinic
- AMR Clinic

Data is collected using standardised Health Information System (HIS) data collection and reporting tools and aims to be as accurate as possible.

## Morbidity

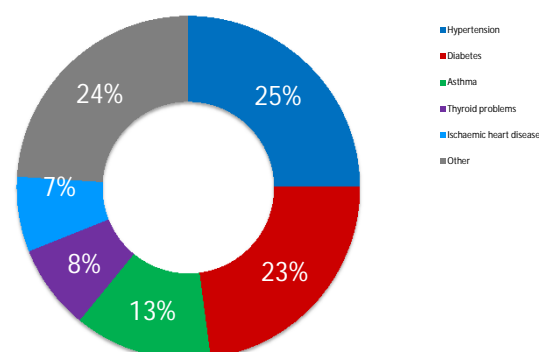
### Acute health conditions (%)



### Top 5 acute health conditions

	% morbidity	# of cases
1 Upper Respiratory Tract Infection (URTI)	26%	23,949
2 Dental Conditions	7%	6,846
3 Skin infection	7%	6,658
4 Influenza-like illness (ILI)	7%	6,066
5 Watery diarrhoea*	5%	4,507
- Other	48%	43,789

### Chronic health conditions (%)

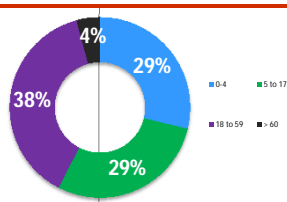


### Top 5 chronic health conditions

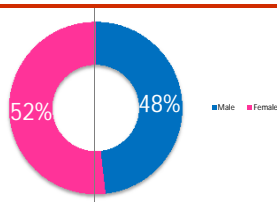
	% morbidity	# of cases
1 Hypertension	25%	5,031
2 Diabetes	23%	4,660
3 Asthma	13%	2,629
4 Thyroid problems	8%	1,625
5 Ischaemic heart disease	7%	1,431
- Other	24%	4,851

### Breakdown of acute health conditions

by age

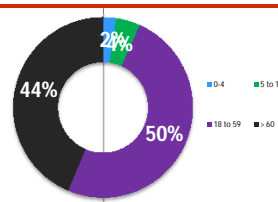


by gender

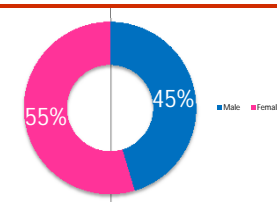


### Breakdown of chronic health conditions

by age



by gender



UNHCR gratefully acknowledges the support of the following partners:

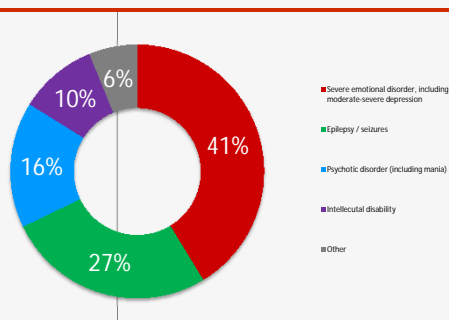


Health Impact		Indicator	Standard	
Crude Mortality Rate (CMR) (/1000/month)	0.2	< 0.48	✓	
Under-five Mortality Rate (U5MR) (/1000/month)	0.2	< 1.5	✓	
Neonatal Mortality Rate (NNMR) (/1000 livebirths)	7.9	< 14.9	✓	
Access and utilization				
No. of health facilities	8	1 : 10088	1 : < 10,000	✗
Total number of consultations	139,321			
Health utilisation rate	6.9	1 - 4		✗
No. of consultations per trained clinician per day	30	< 50		✓

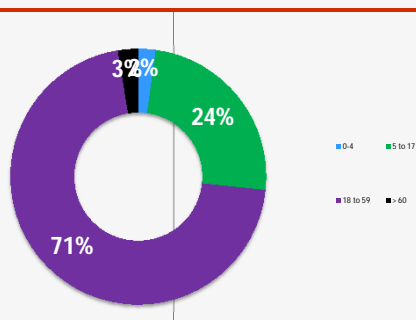
Outbreak Alert and Response		Indicator	Standard	
Number of outbreaks reported	0			
% of outbreaks investigated within 48 hours			100%	
Laboratory				
Number of laboratory samples	31597			
Immunization				
Measles vaccination rate	> 95%			?
Full vaccination rate	> 95%			?
Program drop-out rate	< 10%			?
Vaccine wastage rate	< 8%			?

## Breakdown of mental health conditions

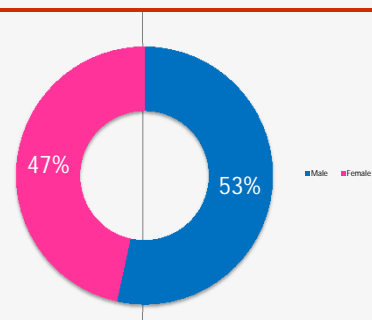
By cause



By age

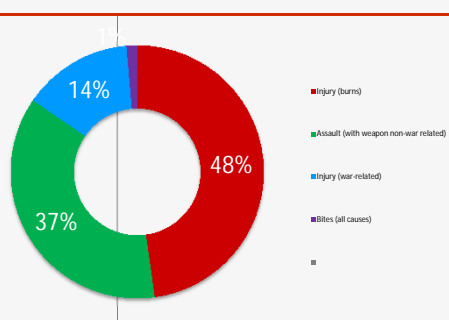


By gender

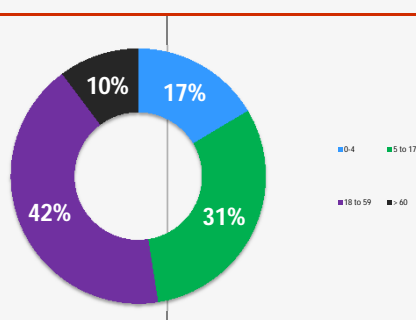


## Breakdown of injuries

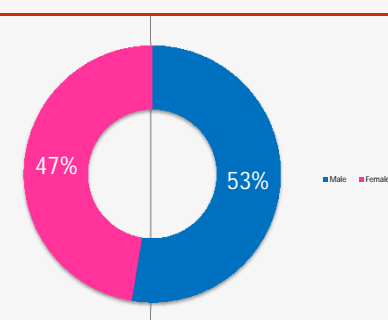
By cause



By age



By gender



## In-patient and referral

In-patient department		Indicator	Standard	
Hospitalisation rate (/1000/month)	1.0	50 - 150		✗
Bed occupancy rate	30%	> 75%		✗
Mean length of stay for authorised discharges (days)	8.7			

		Indicator	Standard	
Overall case fatality rate	0%			
Proportion of deaths within 24 hours of admission	0%			
Total referral rate	?			

## Reproductive Health

Antenatal care		Indicator	Standard	
Coverage of antenatal care (4 or more visits)	71%	≥ 90%		✗
Coverage of TT vaccination	62%	≥ 90%		✗
Coverage of anaemia screening in pregnancy	93%	≥ 90%		✓
Delivery care				
Proportion of deliveries attended by skilled personnel	100%	≥ 90%		✓
Proportion of deliveries performed by caesarean section	28%	5 - 15%		✗
Proportion of low birth weight deliveries (<2500g)	2%	< 15%		✓
Maternal mortality				
Number of maternal deaths reported	0			
% of maternal deaths investigated within 48 hours	0%	100%		

Postnatal care		Indicator	Standard	
Coverage of postnatal care	47%	≥ 90%		✗
Family Planning				
Contraceptive prevalence rate	0%			
Sexual and Gender-based Violence				
Incidence of rape (reported cases/10,000/year)*	0			✗
% of rape survivors who received PEP** < 72 hours	100%			✗
% of rape survivors who received ECP*** < 120 hours	100%			✗
% of rape survivors who received STI**** prophylaxis < 2 wks	100%			✗

\*Only includes rapes reported at health facilities \*\*Post-exposure prophylaxis \*\*\*Emergency contraceptive pill  
\*\*\*\*Sexually transmitted infection



View interactive maps  
and statistics online  
<http://twine.unhcr.org>

### Legend:

✓ Standard met

✗ Interpret data with care

⚠ Standard borderline

❓ Data missing

✗ Standard not met

