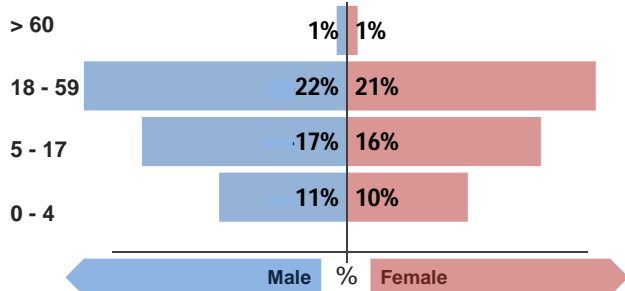




Refugee population

Total refugee population: 17,192

Demographic breakdown:



Key facts

Camp opened:
May 2014

Indicators at a glance

1 Health utilisation rate	7.4	X
2 Number of consultations per clinician per day	45	✓
3 Hospitalisation rate	15.4	
6 Crude Mortality Rate (CMR) (/1000/month)	0.1	✓
7 Under-five Mortality Rate (U5MR) (/1000/month)	0.2	✓
8 Neonatal Mortality Rate (NNMR) (/1000 livebirths)	15.3	X

Notes

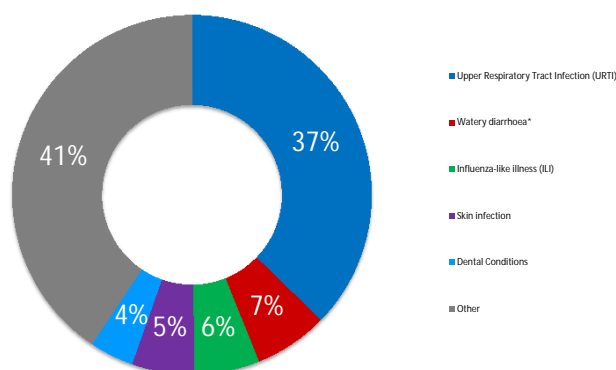
This public health profile for Azraq refugee camp is compiled from health facility data from the following partners:

- IMC Clinics
- IFRC hospital

Data is collected using standardised Health Information System (HIS) data collection and reporting tools and aims to be as accurate as possible.

Morbidity

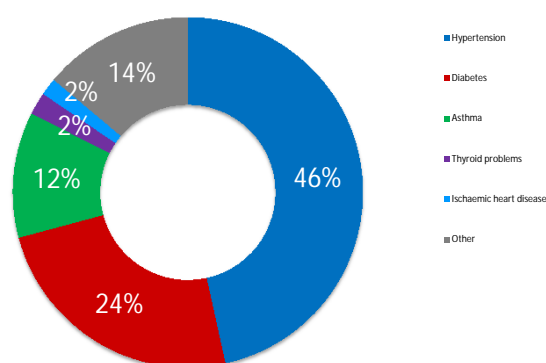
Acute health conditions (%)



Top 5 acute health conditions

	% morbidity	# of cases
1 Upper Respiratory Tract Infection (URTI)	37%	20,538
2 Watery diarrhoea*	7%	3,665
3 Influenza-like illness (ILI)	6%	3,230
4 Skin infection	6%	3,097
5 Dental Conditions	4%	2,195
- Other	41%	22,389

Chronic health conditions (%)



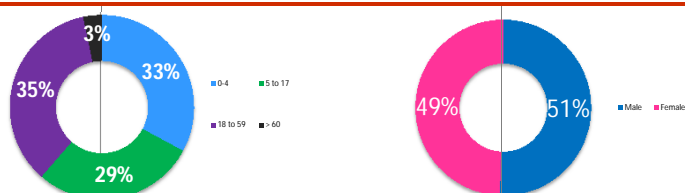
Top 5 chronic health conditions

	% morbidity	# of cases
1 Hypertension	47%	1,297
2 Diabetes	24%	676
3 Asthma	12%	323
4 Thyroid problems	2%	58
5 Ischaemic heart disease	2%	45
- Other	14%	387

Breakdown of acute health conditions

by age

by gender



UNHCR gratefully acknowledges the support of the following partners:



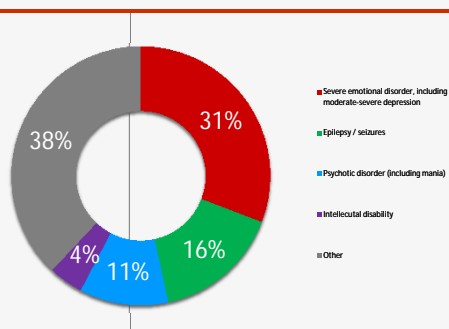
International Federation of Red Cross and Red Crescent Societies

Public Health

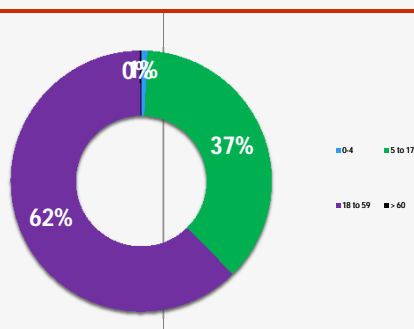
Health Impact	Indicator	Standard	
Crude Mortality Rate (CMR) (/1000/month)	0.1	< 0.48	✓
Under-five Mortality Rate (U5MR) (/1000/month)	0.2	< 1.5	✓
Neonatal Mortality Rate (NNMR) (/1000 livebirths)	15.3	< 14.9	✗
Access and utilization			
No. of health facilities	2	1 : 8596	1 : < 10,000 ✓
Total number of consultations	63,467		
Health utilisation rate	7.4	1 - 4	✗
No. of consultations per trained clinician per day	45	< 50	✓

Breakdown of mental health conditions

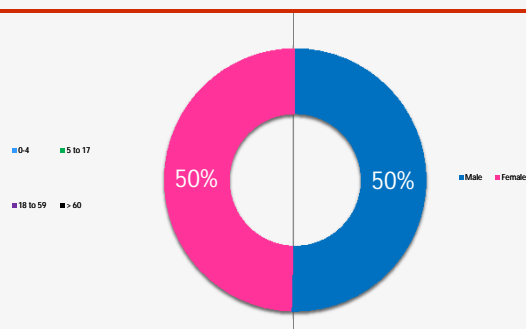
By cause



By age

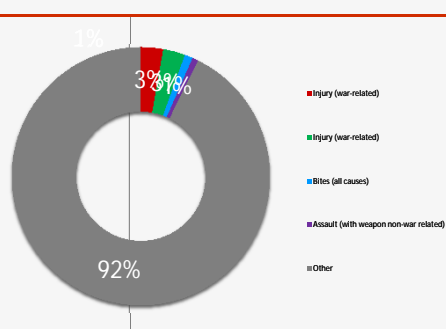


By gender

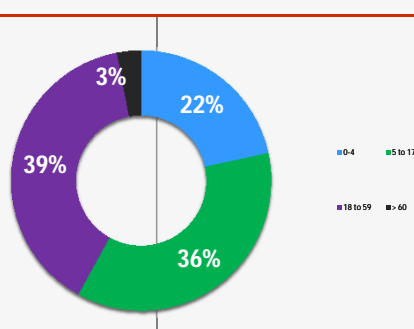


Breakdown of injuries

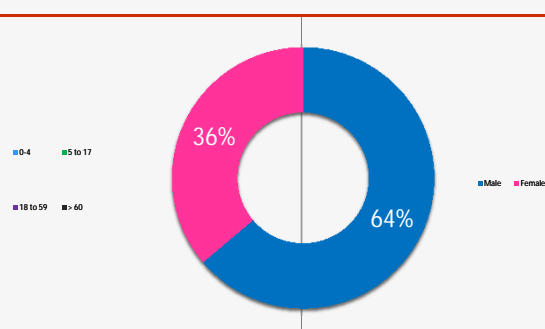
By cause



By age

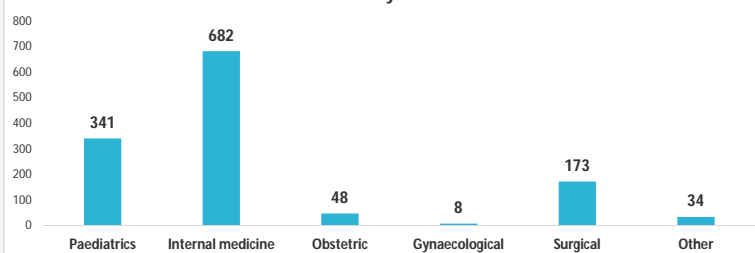


By gender



Referral

Referral by Services



International Federation of Red Cross and Red Crescent Societies



View interactive maps and statistics online
<http://twine.unhcr.org>

Legend:

✓ Standard met

⚠ Interpret data with care

⚠ Standard borderline

❓ Data missing

✗ Standard not met

