

UNHCR Registration Trends for Syrian Persons of Concern

15 Nov 2015



Registration Unit

Total Persons of Concern

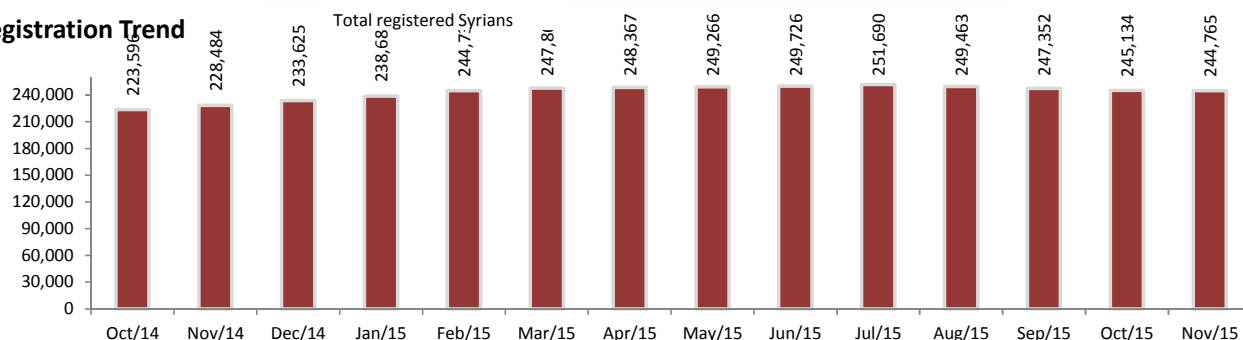
Individuals

244,765

Households

86,909

Registration Trend

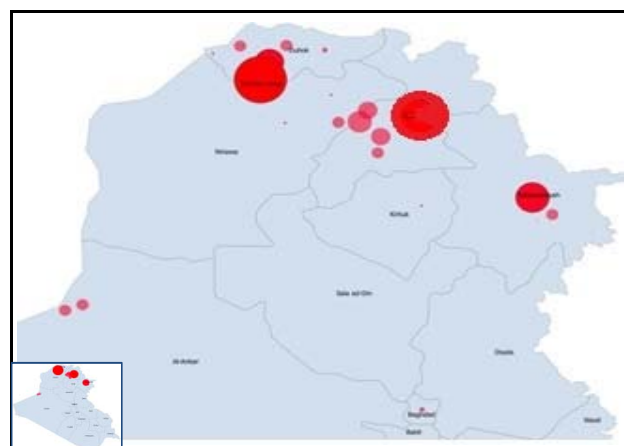
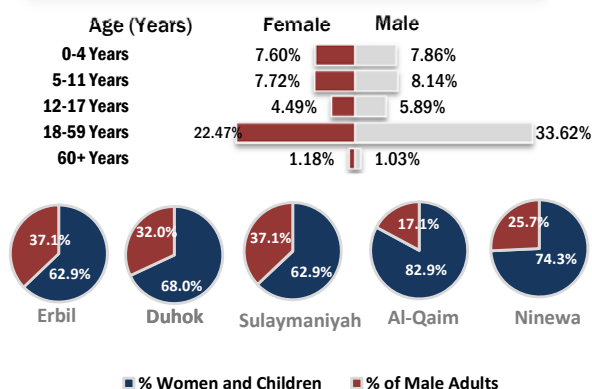


This profile is based on

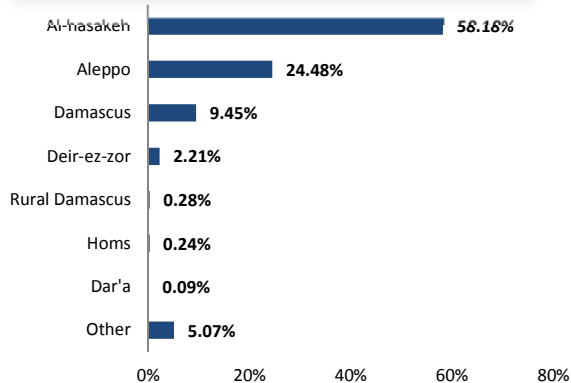
244,765

proGres registered individuals

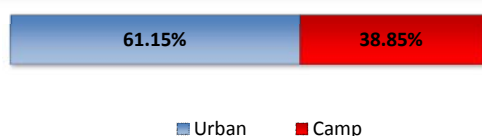
Age and Gender Breakdown



Place of Origin



Camp and non-camp population comparison



Governorate	Individuals	Households	% Total
Duhok	95,314	29,786	38.94%
Erbil	111,912	42,842	45.72%
Sulaymaniyah	29,306	11,613	11.97%
Anbar	4,510	1,150	1.84%
Ninewa	1,589	525	0.65%
Kirkuk	761	274	0.31%
Baghdad	602	302	0.25%
Other	771	417	0.31%
Total Iraq	244,765	86,909	100%

Camps Registered Population			
Camp	Individuals	Households	% Total
Al-Obaidi Camp	1,519	319	1.60%
Akre Settlement	1,359	335	1.43%
Domiz Camp 1	40,678	13,323	42.78%
Domiz Camp 2	6,488	1,472	6.82%
Gawilan Camp	7,349	1,797	7.73%
Basirma Camp	3,485	849	3.66%
Darashakran Camp	10,374	2,327	10.91%
Kawergosk Camp	10,156	2,701	10.68%
Qushtapa Camp	6,639	1,773	6.98%
Arbat Camp	7,045	1,889	7.41%
Total	95,092	26,785	100%

From 16 June 2014, as Al-Obaidi Camp became inaccessible to UN agencies and other humanitarian staff, the camp registered population figure is not updated.