

THIRD QUARTER 2015 - REFUGEE COMPONENT

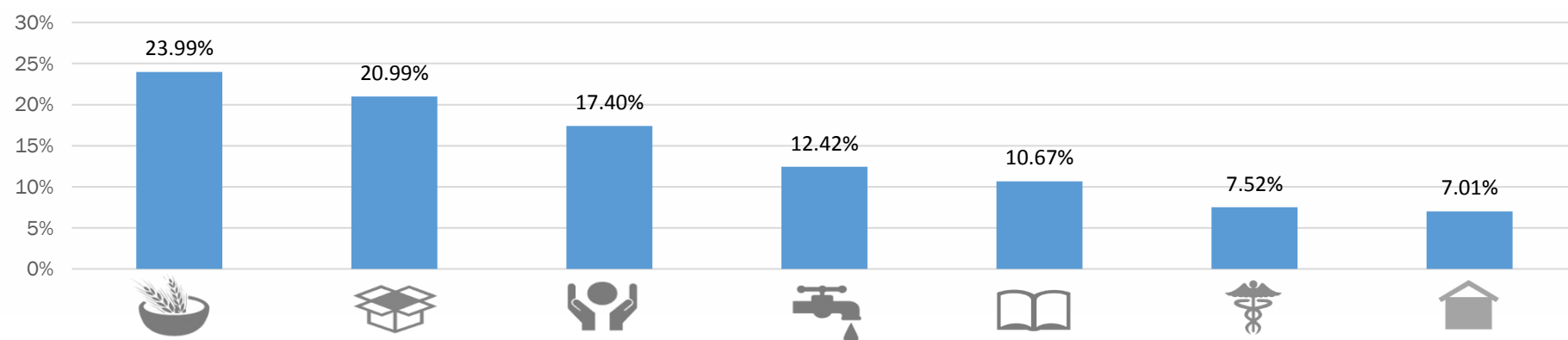
Funding Status

52% - 451\$m

of the total requested funds have been received under refugee component

| | |
|--------------------------------|-------------|
| Total Requested (USD) | 875,481,985 |
| Funds Received (USD) | 451,519,752 |
| Requested but not funded (USD) | 423,962,232 |

Distribution of received funds across Sectors



Distribution of received funds per Sector

| Sector | Total Required (in USD) | Received (in USD) | % Received |
|-------------|-------------------------|-------------------|------------|
| FOOD/LIV | \$236,404,404 | \$108,334,471 | 45.8% |
| BASIC NEEDS | \$175,102,882 | \$94,772,470 | 54.1% |
| PROTECTION | \$132,593,185 | \$78,554,453 | 59.2% |
| SHELTER | \$118,556,719 | \$31,649,337 | 26.7% |
| EDUCATION | \$80,557,770 | \$48,155,116 | 59.8% |
| WASH | \$77,777,579 | \$56,094,170 | 72.1% |
| HEALTH | \$54,489,446 | \$33,959,736 | 62.3% |
| Grand Total | \$875,481,985 | \$451,519,752 | 51.6% |

Participating Agencies (Reporting Status in 2nd Quarter)

53 Requested
34 Reported (91% of total appeal)
19 Not Reported (9% of total appeal)

Agencies without funding

6 Agencies without funding

NGO

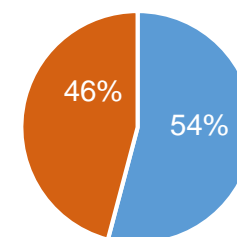
5

UN

1

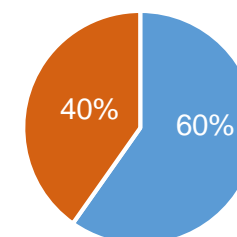
Note: No direct funds received by these agencies from donors under Refugee component.

BASIC NEEDS



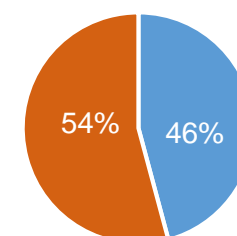
Received Requested

EDUCATION



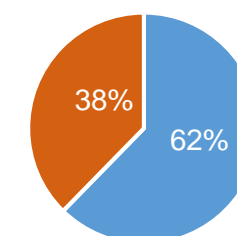
Received Requested

FOOD SECURITY



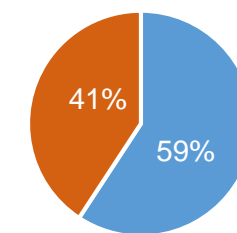
Received Requested

HEALTH



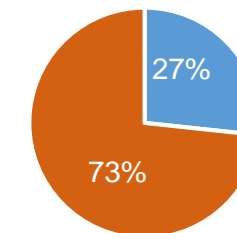
Received Requested

PROTECTION



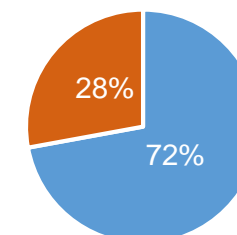
Received Requested

SHELTER



Received Requested

WASH



Received Requested

Disclaimer: This FTS is based on funds received by refugee response partners in Jordan. It only covers the inter-agency appeal for the refugee pillar of the 3RP, in support of the Jordan Response Plan (JRP). The JRP FTS remains the authoritative source for funds pledged and allocated to the JRP log-frame. For more information, see <http://www.jrpfc.org/jrpfts/>