

# Accessibility Minimum Standards

Age and Disability Task Force  
Zaatari Camp, Jordan



© P. Vermeulen / Handicap International



© W. Daniels pour Handicap International



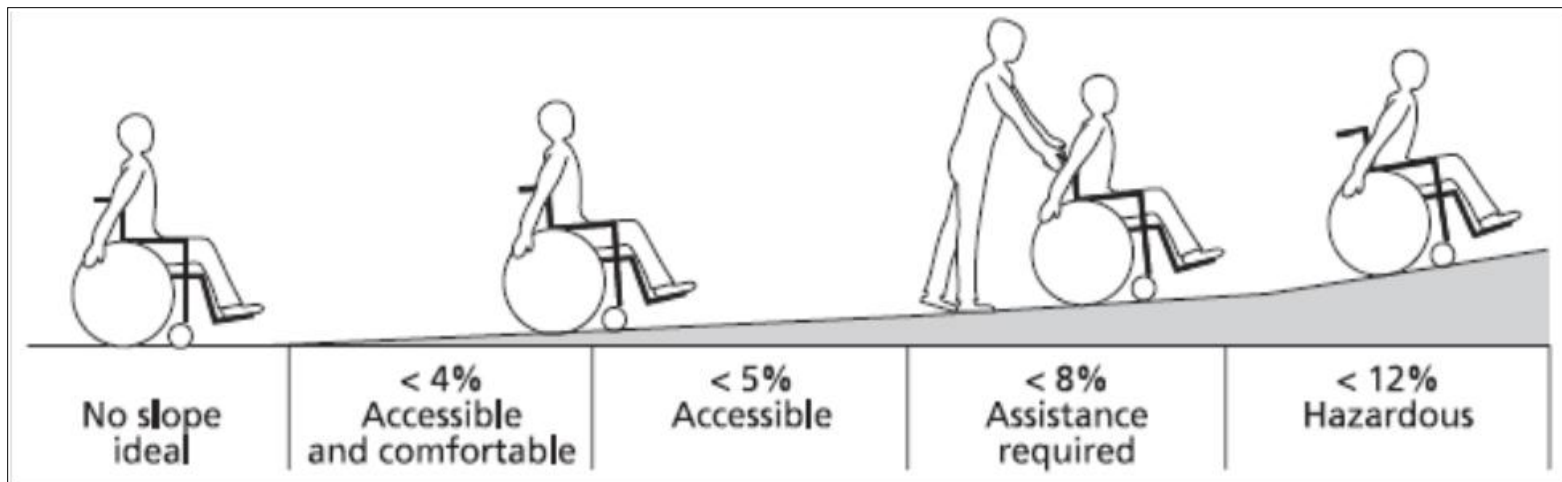
© B. Franck / Handicap International

# Reasons for the standards

- ▶ Outcomes of the 2014 Safety Audit in Zaatari
  - Many people with disabilities and older persons did not have access to services in the camp
  - And/or did not know which services were accessible
- ▶ The Age and Disability Taskforce requested to create a system of signage designating accessible buildings

# Signs need Criteria

- ▶ Minimum standards outlined list the elements/dimensions that need to be in place before a centre or a specific facility (ie. Toilet) can be signed as accessible



# Accessibility



- ▶ Different specifications for people with different types of impairments: our signage “advertise” accessibility for
  - Physical (mobility) Impairment
  - Visual Impairment
  - Hearing Impairment

# Physical (mobility) impairment


- ▶ Wheelchair sign = accessible for people with mobility impairments
- ▶ Most widely recognized / most familiar



The wheelchair symbol identifies accessible facilities for people with limited mobility including wheelchair users. In case of completely accessible buildings, only one explanatory sign at the principal entrance is needed.


# Visual impairment

White cane sign = accessible for people with visual (seeing) impairments



This symbol indicates accessible services and facilities for people who are blind or have low vision. This may include for instance a guided or tactile tour.


Braille sign = accessible for people with seeing impairments who read Braille



The Braille symbol indicates the use of Braille and the availability of printed information in Braille, including publications, labelling or signage.

# Hearing impairment

- ▶ Sign Language Sign = sign language interpretation available



This symbol indicates that Sign Language Interpretation is provided for people who are deaf or hard of hearing.

# In Zaatari...



- ▶ We will first focus on signage for existing accessible facilities
  - Signage: Physically accessible toilets and entrances are indicated by the universal “wheelchair sign” printed in white on blue
  - If a facilities main entrance, reception/activity area, and at least 1 toilet for each sex are accessible then the universal “wheelchair sign” should be placed at the front gate/entrance of the service.



# The universal “wheelchair sign”



# In Zaatari...



- ▶ Organisations (private, public or not-for-private) are responsible for evaluating the accessibility of their own facilities and placing signs where appropriate based on the minimum standards to be shared via all working groups and available upon request from the Age and Disability Taskforce (ADTF).

# Role of Age and Disability Taskforce (ADTF)

- ▶ Some members of the taskforce will be able to provide technical assistance to organisations requesting help with improving the accessibility of their facilities
- ▶ Observations (by refugees, field staff, etc.) of inappropriately placed signs should be shared with either UNHCR community services or Handicap International as co-chairs of the ADTF

# Contact details



- ▶ To request for technical support on accessibility, contact Age and Disability TF:
- ▶ Chair
  - Handicap International
  - Atif Iqbal:
  - Email: [fieldco.irbid.jd@hi-emergency.org](mailto:fieldco.irbid.jd@hi-emergency.org)
  - Mobile : +962 (0)7 85 59 38 72
- ▶ Co-chair
  - UNHCR
  - Ihab Shaban:
  - Email: [shabanih@unhcr.org](mailto:shabanih@unhcr.org)
  - Mobile: +962 (0) 7 99 67 19 51