



Registration Unit

Total Persons of Concern

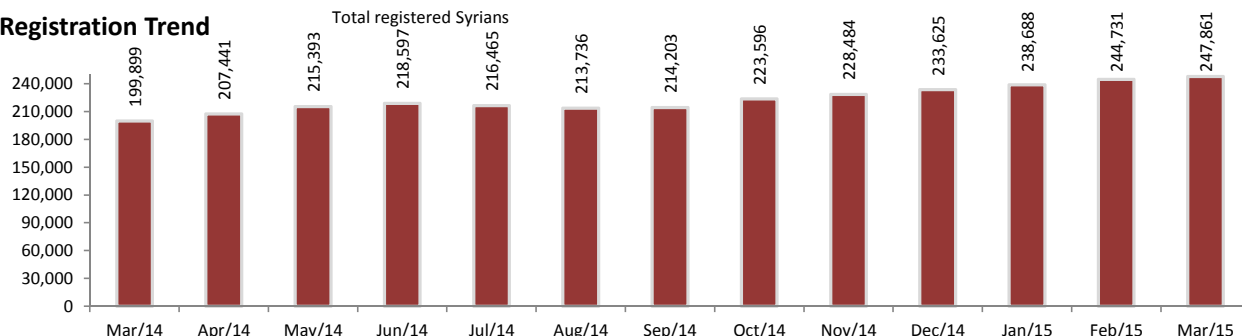
Individuals

247,861

Households

87,055

### Registration Trend

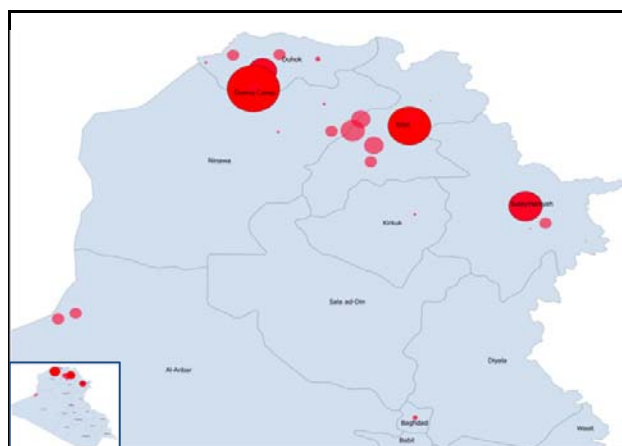
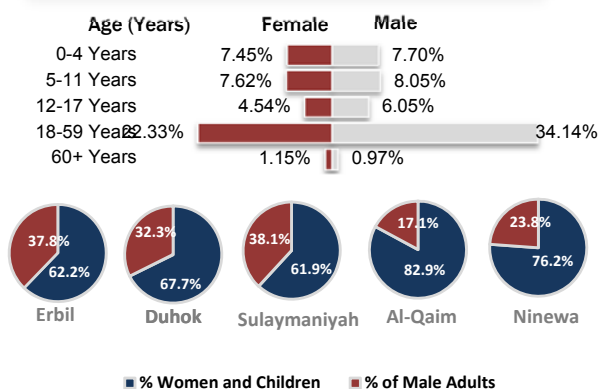


This profile is based on

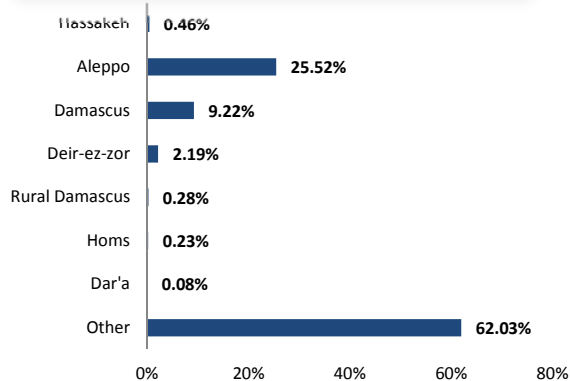
247,861

proGres registered individuals

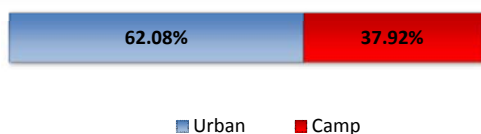
### Age and Gender Breakdown



### Place of Origin



### Camp and non-camp population comparison



Governorate	Individuals	Households	% Total
Duhok	100,509	30,859	40.55%
Erbil	109,974	41,837	44.37%
Sulaymaniyah	29,472	11,827	11.89%
Anbar	4,517	1,148	1.82%
Ninewa	1,318	428	0.53%
Kirkuk	727	257	0.29%
Baghdad	414	231	0.17%
Other	930	468	0.38%
<b>Total Iraq</b>	<b>247,861</b>	<b>87,055</b>	<b>100%</b>

Camps Registered Population			
Camp	Individuals	Households	% Total
Al-Obaidi Camp	1,519	318	1.62%
Akre Settlement	1,442	336	1.53%
Domiz Camp 1	43,235	13,936	46.00%
Domiz Camp 2	5,810	1,264	6.18%
Gawilan Camp	6,131	1,534	6.52%
Basirma Camp	3,661	893	3.90%
Darashakran Camp	9,809	2,101	10.44%
Kawergosk Camp	10,215	2,663	10.87%
Qushtapa Camp	6,285	1,651	6.69%
Arbat Camp	5,878	1,554	6.25%
<b>Total</b>	<b>93,985</b>	<b>26,250</b>	<b>100%</b>

From 16 June 2014, as Al-Obaidi Camp became inaccessible to UN agencies and other humanitarian staff, the camp registered population figure is not updated.