

UNHCR Registration Trends for Syrian Persons of Concern

30 Jun 2015



Registration Unit

Total Persons of Concern

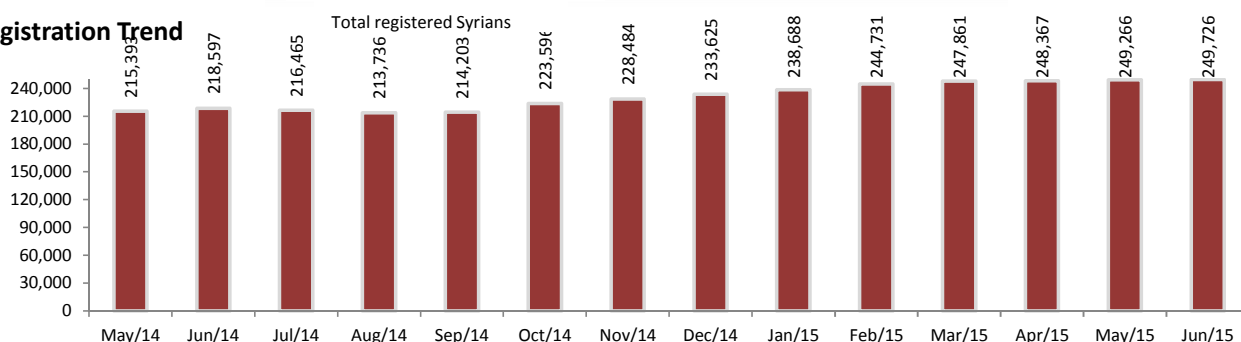
Individuals

249,726

Households

88,515

Registration Trend

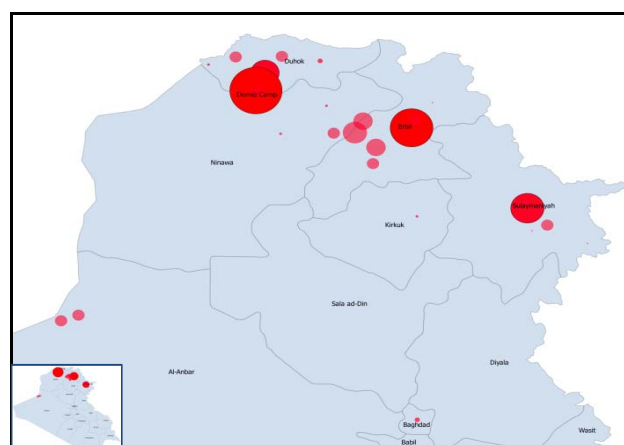
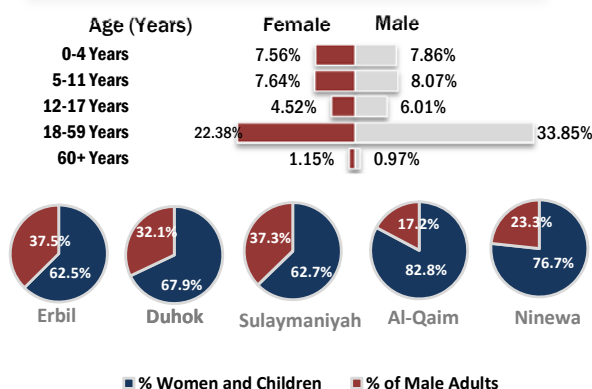


This profile is based on

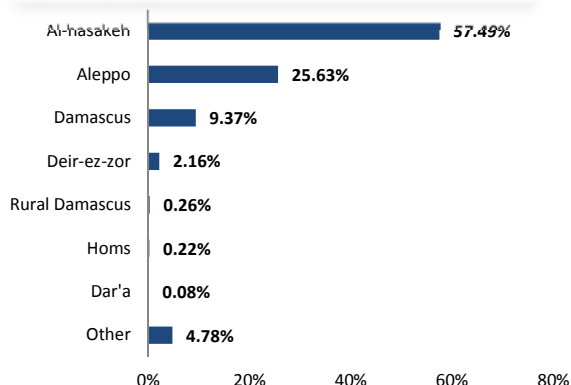
249,726

proGres registered individuals

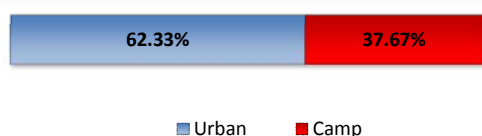
Age and Gender Breakdown



Place of Origin



Camp and non-camp population comparison



Governorate	Individuals	Households	% Total
Duhok	98,896	30,832	39.60%
Erbil	112,624	43,128	45.10%
Sulaymaniyah	30,295	11,995	12.13%
Anbar	4,512	1,151	1.81%
Ninewa	1,300	432	0.52%
Kirkuk	797	282	0.32%
Baghdad	422	235	0.17%
Other	880	460	0.35%
Total Iraq	249,726	88,515	100%

Camps Registered Population			
Camp	Individuals	Households	% Total
Al-Obaidi Camp	1,519	319	1.61%
Akre Settlement	1,497	353	1.59%
Domiz Camp 1	41,158	13,514	43.75%
Domiz Camp 2	6,196	1,373	6.59%
Gawilan Camp	6,977	1,733	7.42%
Basirna Camp	3,552	860	3.78%
Darashakran Camp	10,271	2,273	10.92%
Kawergosk Camp	10,127	2,679	10.77%
Qushtapa Camp	6,584	1,751	7.00%
Arbat Camp	6,191	1,654	6.58%
Total	94,072	26,509	100%

From 16 June 2014, as Al-Obaidi Camp became inaccessible to UN agencies and other humanitarian staff, the camp registered population figure is not updated.