



Registration Unit

Total Persons of Concern

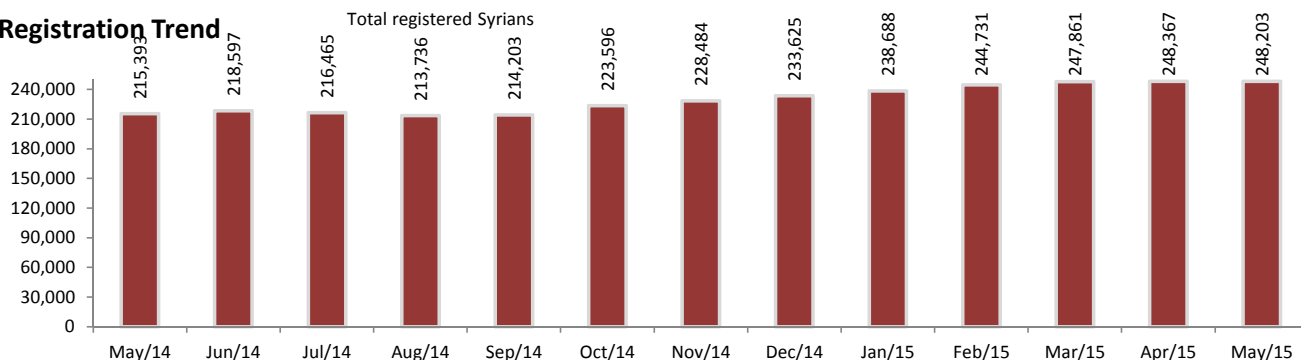
Individuals

248,203

Households

87,035

### Registration Trend

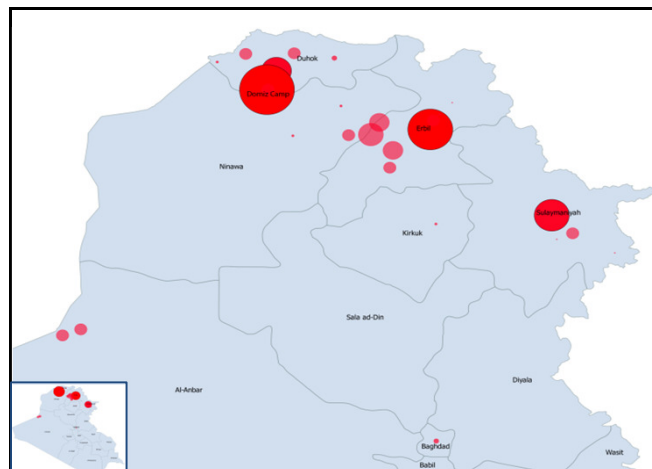
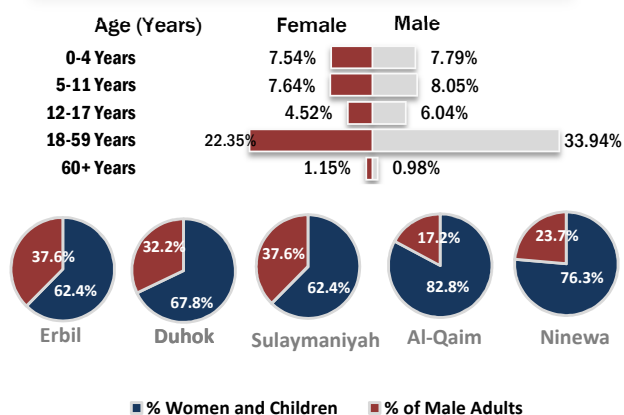


This profile is based on

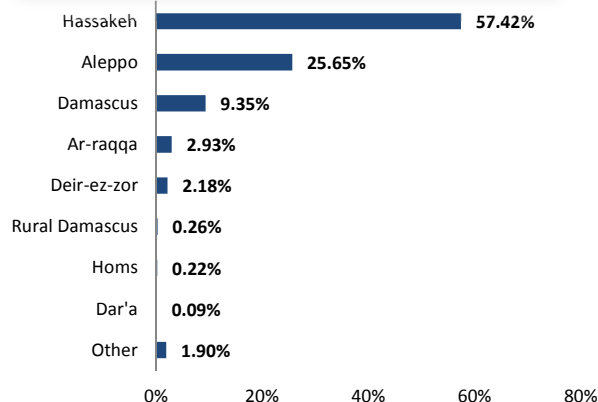
**248,203**

proGres registered individuals

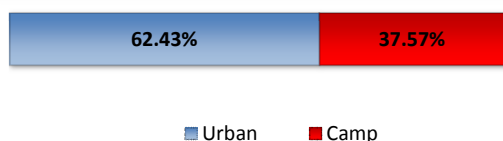
### Age and Gender Breakdown



### Place of Origin



### Camp and non-camp population comparison



Governorate	Individuals	Households	% Total
Duhok	99,951	30,579	40.27%
Erbil	110,464	42,052	44.51%
Sulaymaniyah	29,859	11,876	12.03%
Anbar	4,512	1,148	1.82%
Ninewa	1,306	424	0.53%
Kirkuk	769	267	0.31%
Baghdad	416	233	0.17%
Other	926	456	0.37%
<b>Total Iraq</b>	<b>248,203</b>	<b>87,035</b>	<b>100%</b>

Camps Registered Population			
Camp	Individuals	Households	% Total
Al-Obaidi Camp	1,519	318	1.63%
Akre Settlement	1,463	340	1.57%
Domiz Camp 1	41,803	13,363	44.83%
Domiz Camp 2	5,975	1,311	6.41%
Gawilan Camp	6,858	1,706	7.35%
Basirma Camp	3,531	856	3.79%
Darashakran Camp	9,808	2,122	10.52%
Kawergosk Camp	10,044	2,622	10.77%
Qushtapa Camp	6,369	1,667	6.83%
Arbat Camp	5,874	1,561	6.30%
<b>Total</b>	<b>93,244</b>	<b>25,866</b>	<b>100%</b>

From 16 June 2014, as Al-Obaidi Camp became inaccessible to UN agencies and other humanitarian staff, the camp registered population figure is not updated.