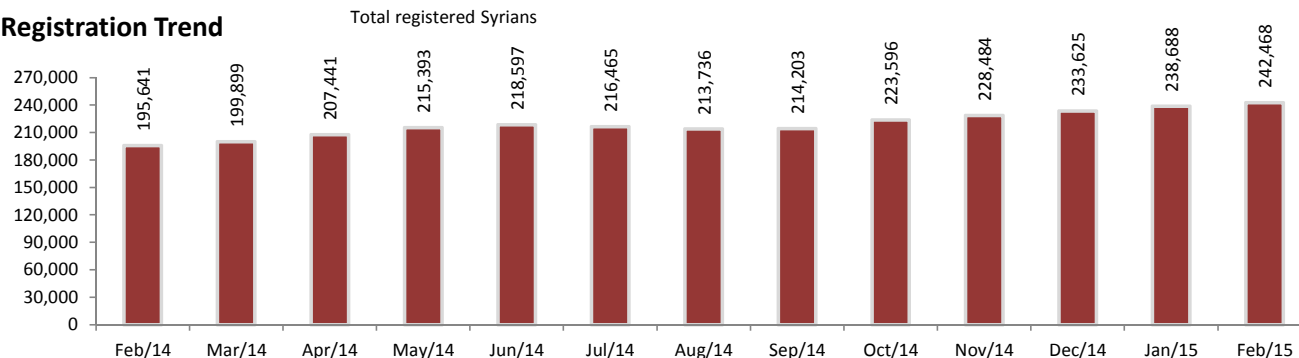




Registration Unit

Total Persons of Concern
Individuals
242,468
Households
84,907

Registration Trend

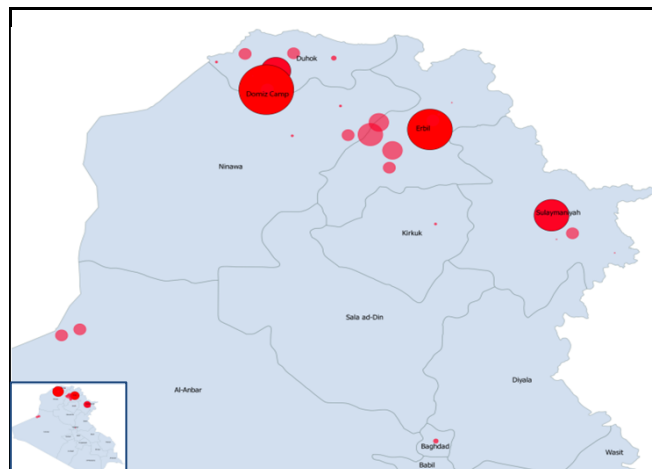
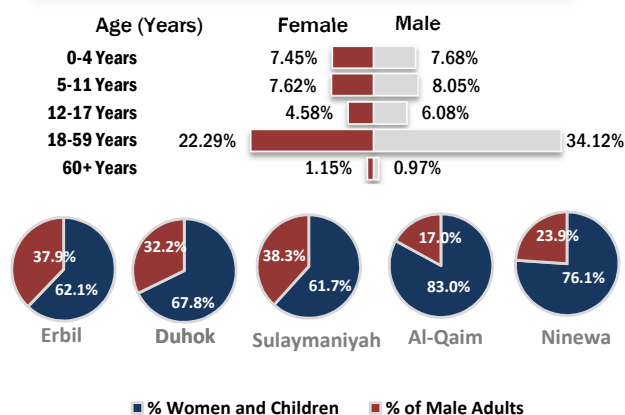


This profile is based on

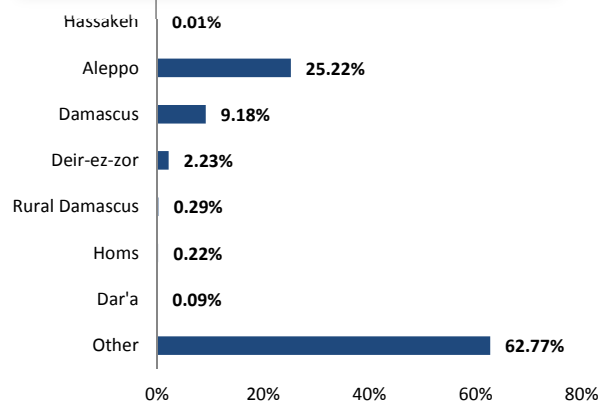
242,468

proGRES registered individuals

Age and Gender Breakdown

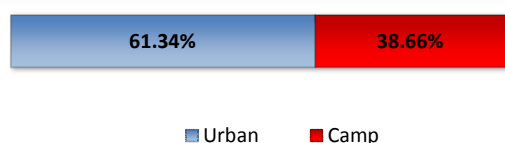


Place of Origin



Governorate	Individuals	Households	% Total
Duhok	100,012	30,680	41.25%
Erbil	105,390	39,971	43.47%
Sulaymaniyah	28,804	11,579	11.88%
Anbar	4,517	1,148	1.86%
Ninewa	1,329	430	0.55%
Kirkuk	672	241	0.28%
Baghdad	409	230	0.17%
Other	1,335	628	0.55%
Total Iraq	242,468	84,907	100%

Camp and non-camp population comparison



Camps Registered Population			
Camp	Individuals	Households	% Total
Al-Obaidi Camp	1,519	318	1.62%
Akre Settlement	1,467	340	1.57%
Domiz Camp 1	44,176	14,265	47.13%
Domiz Camp 2	5,810	1,247	6.20%
Gawilan Camp	4,971	1,232	5.30%
Basirna Camp	3,699	905	3.95%
Darashakran Camp	9,707	2,086	10.36%
Kawergosk Camp	10,291	2,747	10.98%
Qushtapa Camp	6,232	1,615	6.65%
Arbat Camp	5,861	1,544	6.25%
Total	93,733	26,299	100%

From 16 June 2014, as Al-Obaidi Camp became inaccessible to UN agencies and other humanitarian staff, the camp registered population figure is not updated.