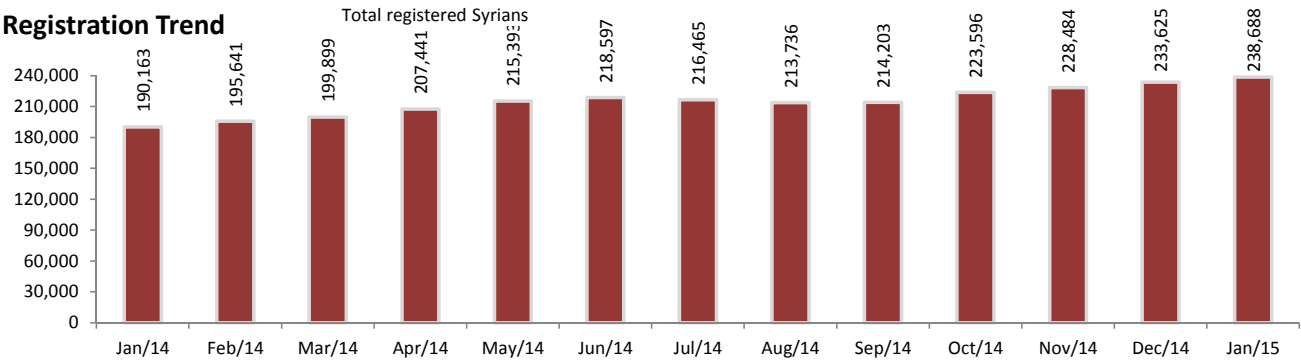




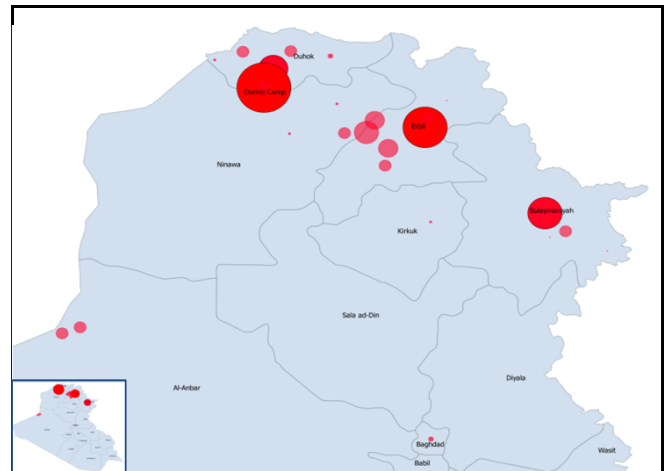
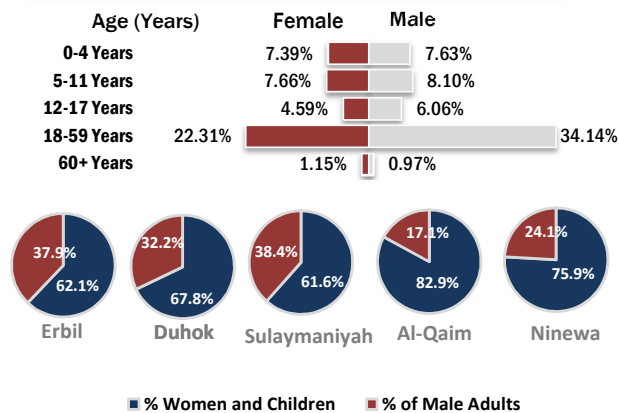
Registration Unit

Total Persons of Concern
Individuals
238,688
Households
83,286

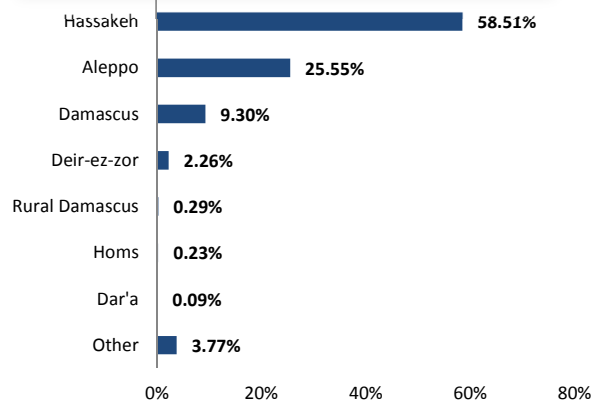
Registration Trend


This profile is based on **238,688** proGres registered individuals

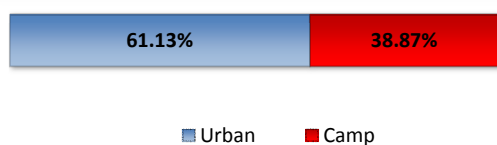
Age and Gender Breakdown



Place of Origin



Camp and non-camp population comparison



Governorate	Individuals	Households	% Total
Duhok	97,965	29,858	41.04%
Erbil	104,493	39,481	43.78%
Sulaymaniyah	28,290	11,389	11.85%
Anbar	4,520	1,149	1.89%
Ninewa	1,341	433	0.56%
Kirkuk	711	245	0.30%
Baghdad	406	229	0.17%
Other	962	502	0.40%
Total Iraq	238,688	83,286	100%

Camps Registered Population			
Camp	Individuals	Households	% Total
Al-Obaidi Camp	1,528	321	1.65%
Akre Settlement	1,419	324	1.53%
Domiz Camp 1	44,753	14,401	48.23%
Domiz Camp 2	5,660	1,187	6.10%
Gawilan Camp	4,660	1,070	5.02%
Basirma Camp	3,656	886	3.94%
Darashakran Camp	9,634	2,056	10.38%
Kawergosk Camp	9,928	2,653	10.70%
Qushtapa Camp	5,843	1,524	6.30%
Arbat Camp	5,706	1,500	6.15%
Total	92,787	25,922	100%

From 16 June 2014, as Al-Obaidi Camp became inaccessible to UN agencies and other humanitarian staff, the camp registered population figure is not updated.