

Lesvos island snapshot (29 November) – [data.unhcr.org/mediterranean](https://data.unhcr.org/mediterranean)



Total arrivals in Lesvos (Jan – 29 Nov 2015): **429,517**

Total arrivals in Lesvos during November: **86,711** (65% of arrivals in Greece during November)

Average daily arrivals during November in Lesvos: approx. **3,212** per day

Average daily arrivals during October in Lesvos: approx. 4,400 per day

Top nationalities of arrivals in Lesbos during November:  
Syria: **47%**, Afghanistan: **37%**, Iraq: **7%**, Iran: **4%**

**Top nationalities of arrivals in Lesvos during October:** Syria: **42%**, Afghanistan: **40%**, Iraq: **12%**, Iran: **4%**


% of arrivals in Lesbos compared to total: **58%**


### Estimated arrivals during the last seven days


(Based on registration figures as provided by authorities, arrows indicating higher or lower number based on the day before)


23/11/2015: 109 arrivals 


24/11/2015: 1,959 arrivals 

25/11/2015: 2,983 arrivals 

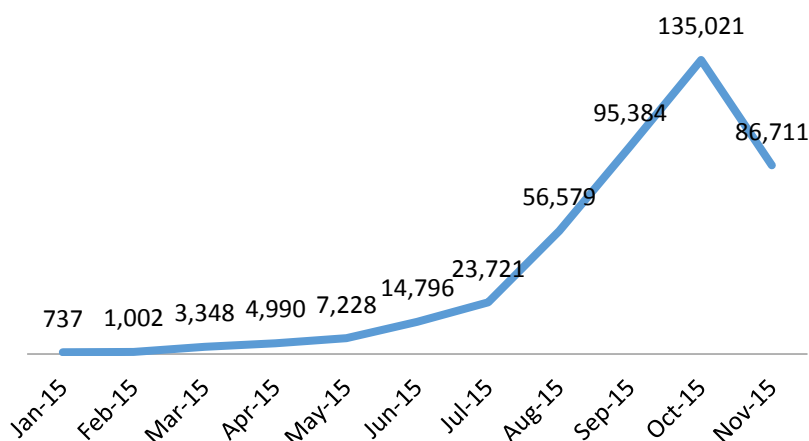
26/11/2015: 2,172 arrivals 

27/11/2015: 1,212 arrivals 

28/11/2015: 1,346 arrivals 

29/11/2015: 2,462 arrivals 

## Lesvos arrivals per month



### Estimated daily arrivals and weekly average

Daily arrivals are estimates based on the most reliable information available provided by the authorities. Daily estimates cannot be considered final and might change based on consolidated figures provided by authorities on a regular basis.

