

EUROPE REFUGEES & MIGRANTS EMERGENCY RESPONSE

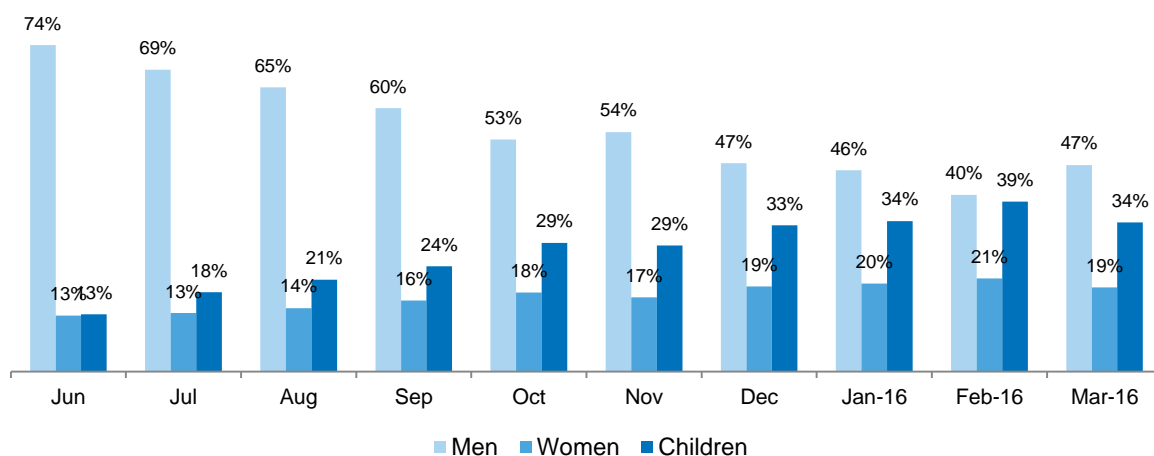
GENDER BREAKDOWN OF ARRIVALS TO GREECE AND ITALY

Based on Government data from June 2015 to March 2016

Total Arrivals in 2015 - Greece: **856,723** Italy: **153,842**

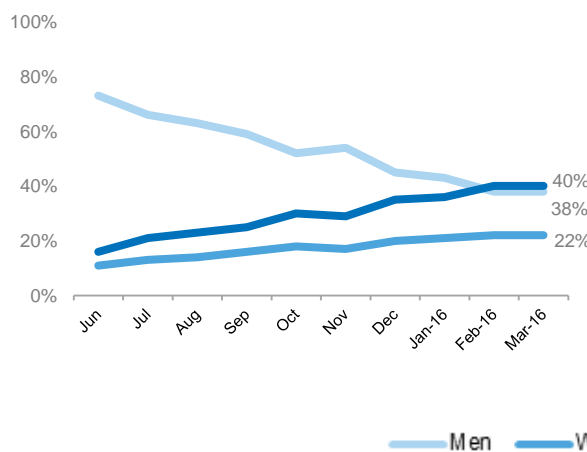
Total Arrivals in 2016 (as of 31 March, 2016) - Greece: **151,452** Italy: **18,777**

Breakdown of Men, Women and Children by month – Cumulative arrivals to Greece and Italy

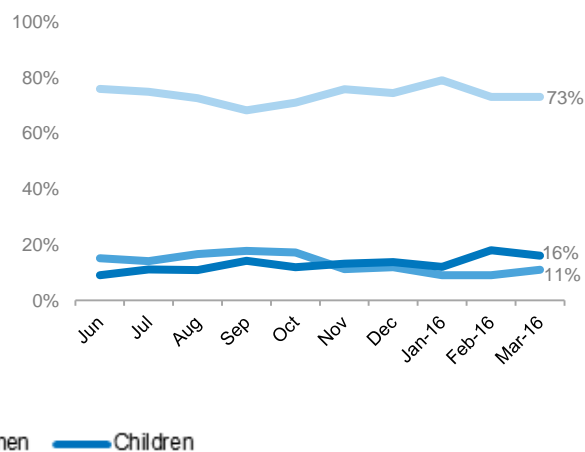


Comparison between Arrivals to Greece and to Italy - Men, Women and Children by month

GREECE

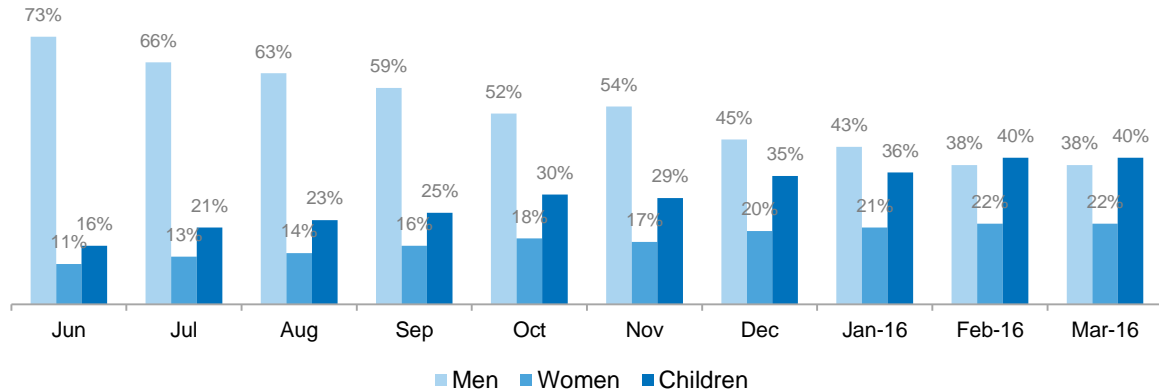


ITALY



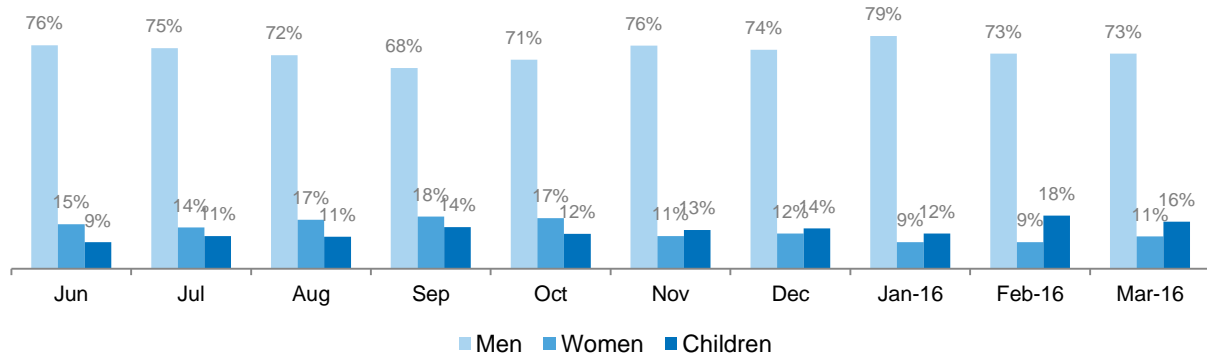
GREECE

Breakdown of Men, Women and Children arrived by month



ITALY

Breakdown of Men, Women and Children arrived by month



Sources:

Arrival figures for Greece are collected in the framework of UNHCR border activities and are provided by Hellenic Coastguard and Hellenic Police. Percentages are based on partial data; Arrival figures for Italy are provided by Italian Ministry of Interior. Figures are subject to future adjustment and should not be considered final.

Links: data.unhcr.org/Mediterranean

Greece: [Trends of men, children and women arriving to Greece \(June 2015 - February 2016\)](#)

Italy: [Monthly Sea Arrivals to Italy and Malta Jan-Dec 2015](#)