

CONTEXT

In the month of March 2016, 27,000 people made the journey across the Mediterranean to Greece bringing the total of arrivals in the first three months of the year to 151,400. In 2015, there were 856,000 sea arrivals. UNHCR initiated a data collection and analysis exercise with support from the Joint IDP Profiling Service (JIPS) in order to better inform the wider community on the profile of refugees arriving to Greece, and improve immediate response and longer term planning.

The exercise focused on Syrian, Iraqis and Afghan arrivals, and this factsheet illustrates the results of interviews with **AFGHANS** during March 2016.

METHODOLOGY

The profiling exercise was implemented on the islands that are receiving the majority of the arrivals to Greece: Chios, Lesbos, and Samos. The survey was administered in locations on each island where all arrivals pass. The survey was not administered while individuals waited in line (e.g., for registration), or in closed facilities and children and persons with mental disabilities were interviewed in the presence of a caretaker.

A systematic purposive sampling was utilized and the enumerators interviewed respondents at regular intervals. The methodology was designed using the individual as unit of analysis. The purpose of the methodology is to provide a representative sample over the period of one month. Data by Greek authorities on age and gender breakdown of the Afghan populations arriving during the same period on the islands were used to apply weights to the data collected, to ensure a representation of each age and gender group based on the actual distribution of arrivals.

The methodology was tested and closely monitored throughout the data collection period. Three teams of Farsi/Dari speaking enumerators based in Chios, Lesbos and Samos interviewed 592 Afghans in March. The March results illustrated in this factsheet are representative of the Afghan population arriving to Greece in March.

This exercise started in January 2016 and was repeated for three months: the analysis at the end of each month give a profile of the arrivals from the main nationalities.

LIMITATIONS

Operational constraints were significant: time for conducting a survey is limited, tensions may be high, some locations had to be left out due to lack of access, etc.

Many of the individuals staying overnight in hotels as well as unaccompanied children might not have been reached. The methodology attempted to factor in these challenges as much as possible. These challenges must be considered when reading the profiling results.

KEY FINDINGS

55% of Afghans interviewed were internally displaced in Afghanistan before starting the journey and 75% left Afghanistan due to the conflict and violence.

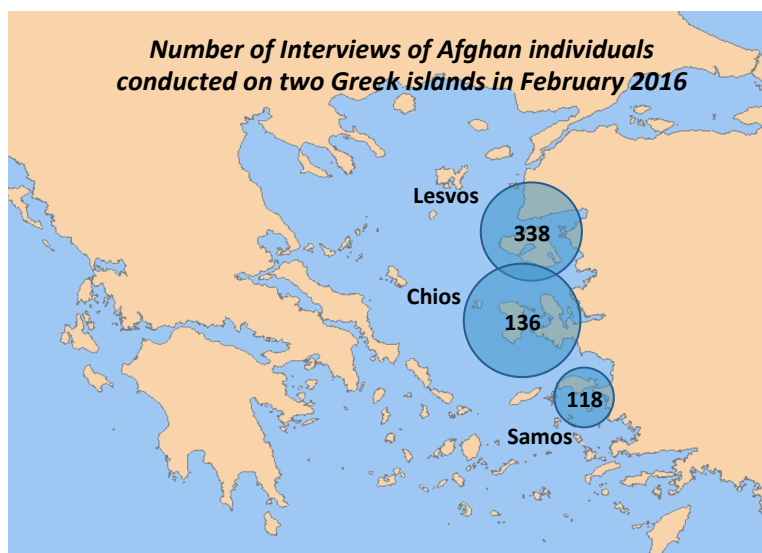
66% of those interviewed left Afghanistan in 2016, and for those moving directly from Afghanistan to Greece the duration of the journey was 37 days on average.

The majority of those interviewed (68%) came directly from Afghanistan either through either the route Pakistan/Iran/Turkey (37%) or the route Iran/Turkey (31%).

69% traveled with at least a close family member and 25% responded they were travelling alone.

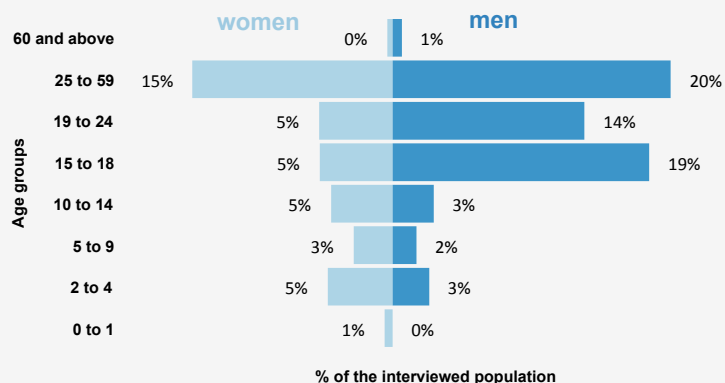
16% of the interviewees said they stayed in another country (not Afghanistan) for 6 months or more before starting their journey to Greece and most mentioned lack of documentation (35%) and fear of expulsion (23%) as main reasons for leaving that country.

52% of respondents directly witnessed or experienced protection incidents during the journey.

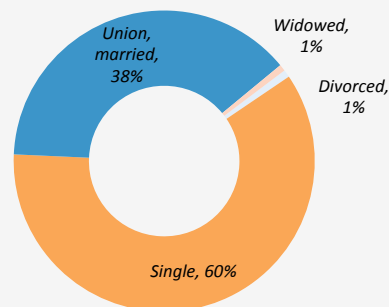


SOCIO-DEMOGRAPHIC INFORMATION

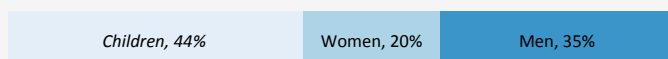
Age and Gender breakdown of interviewed Afghans



Marital status



Age and gender distribution
Age and Gender
distribution of interviewed Afghans



Special needs

4% of women interviewed are pregnant
9% of women interviewed are lactating
3% have a physical disability
1% have a mental disability

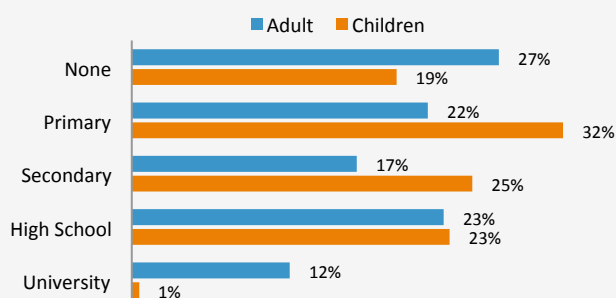
For a global overview of the age/gender breakdown of the arrivals, go to: from:
<http://data.unhcr.org/mediterranean/regional.php>

Education

13% of all respondents are students, most of whom have interrupted their education to take this journey

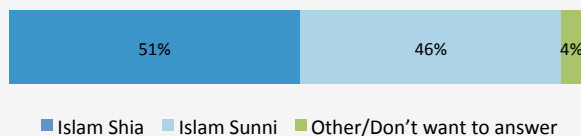
Most frequent level of education interrupted is **HIGH SCHOOL**.

Highest level of education achieved for > 4 yr-old

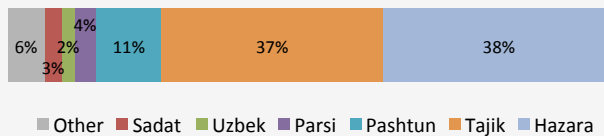


Religion & Ethnicity

Religion

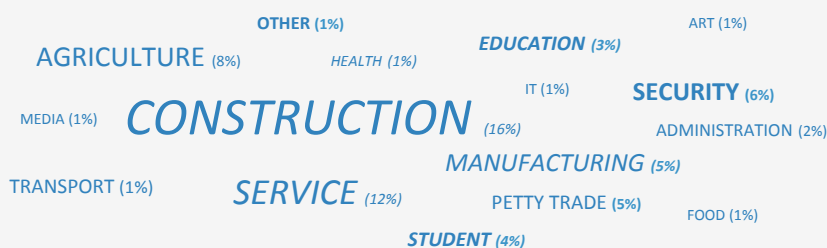


Ethnicity



Professional Background

What was your **main occupation** back in your country of origin?*



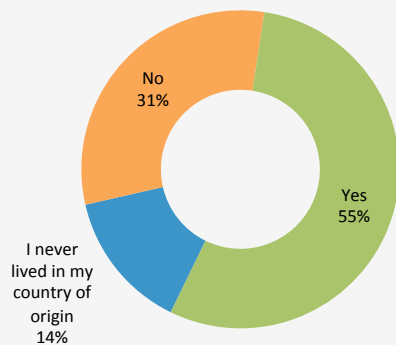
* only for 18 years old and above

31% of adult respondents did not have professional activities back in the country of origin. Of those, 79% are WOMEN and 21% are MEN.

69% of all women and **10%** of all men indicated no professional/education activities before leaving their place of residence.

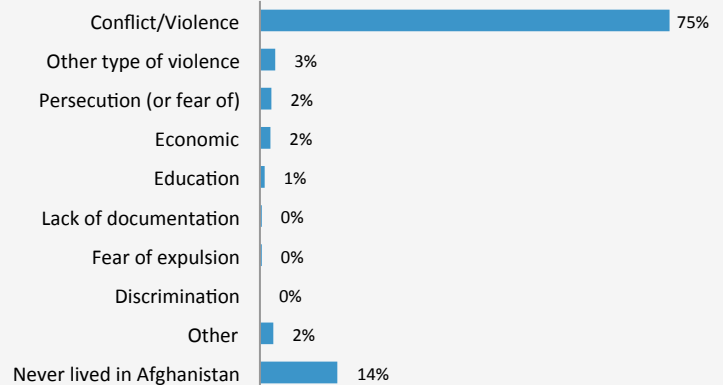
INTERNAL DISPLACEMENT

*Internally displaced due to violence/
conflict in Afghanistan before journey*



REASONS TO LEAVE AFGHANISTAN

Main reason to leave the country of origin

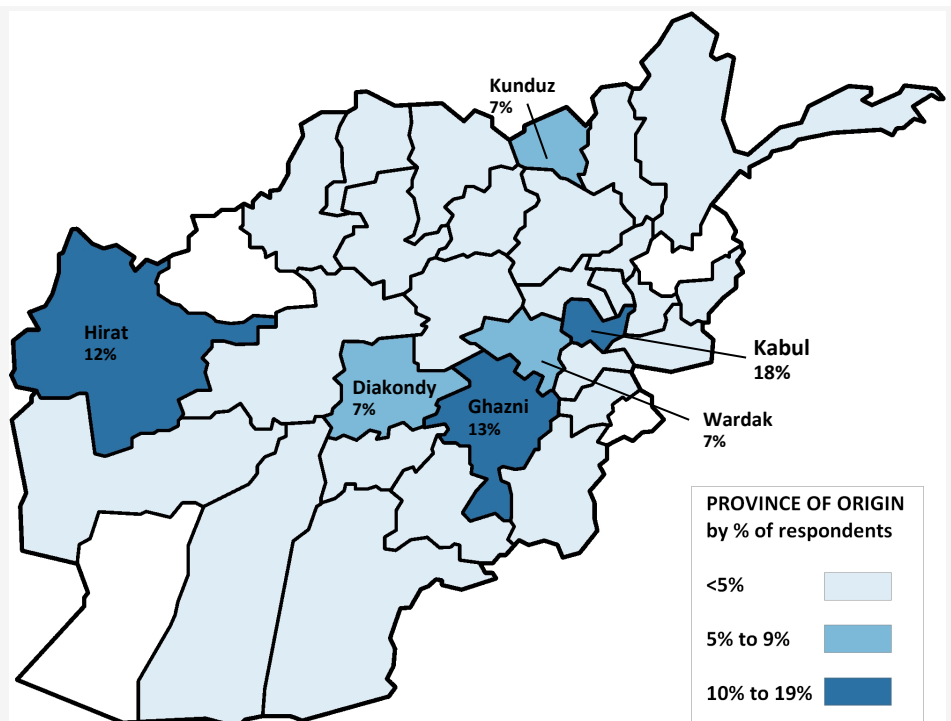
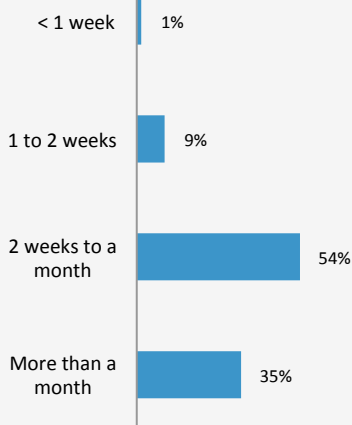


JOURNEY

37 days

Average duration of travel
for those moving directly
from Afghanistan to Greece

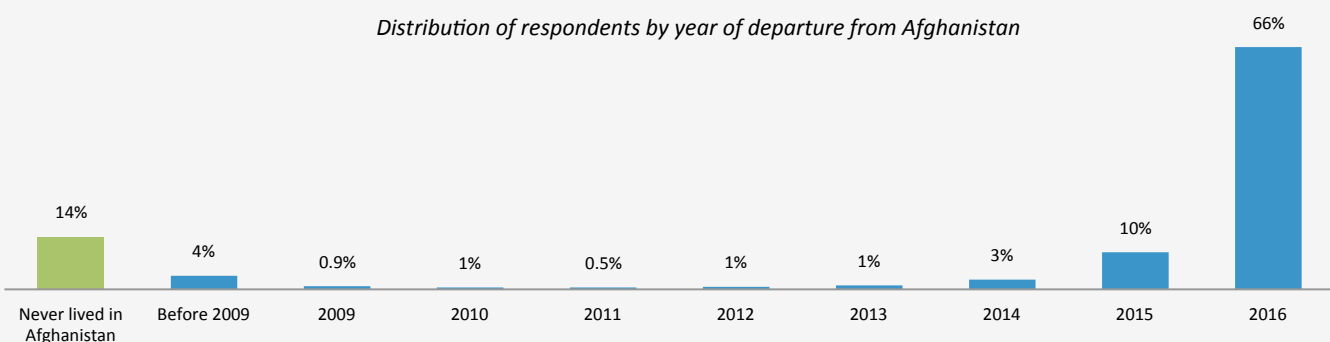
*Distribution by time spent en
route*



66% of all respondents left Afghanistan in **2016**

10% of all respondents left Afghanistan in **2015**

Distribution of respondents by year of departure from Afghanistan



ROUTES

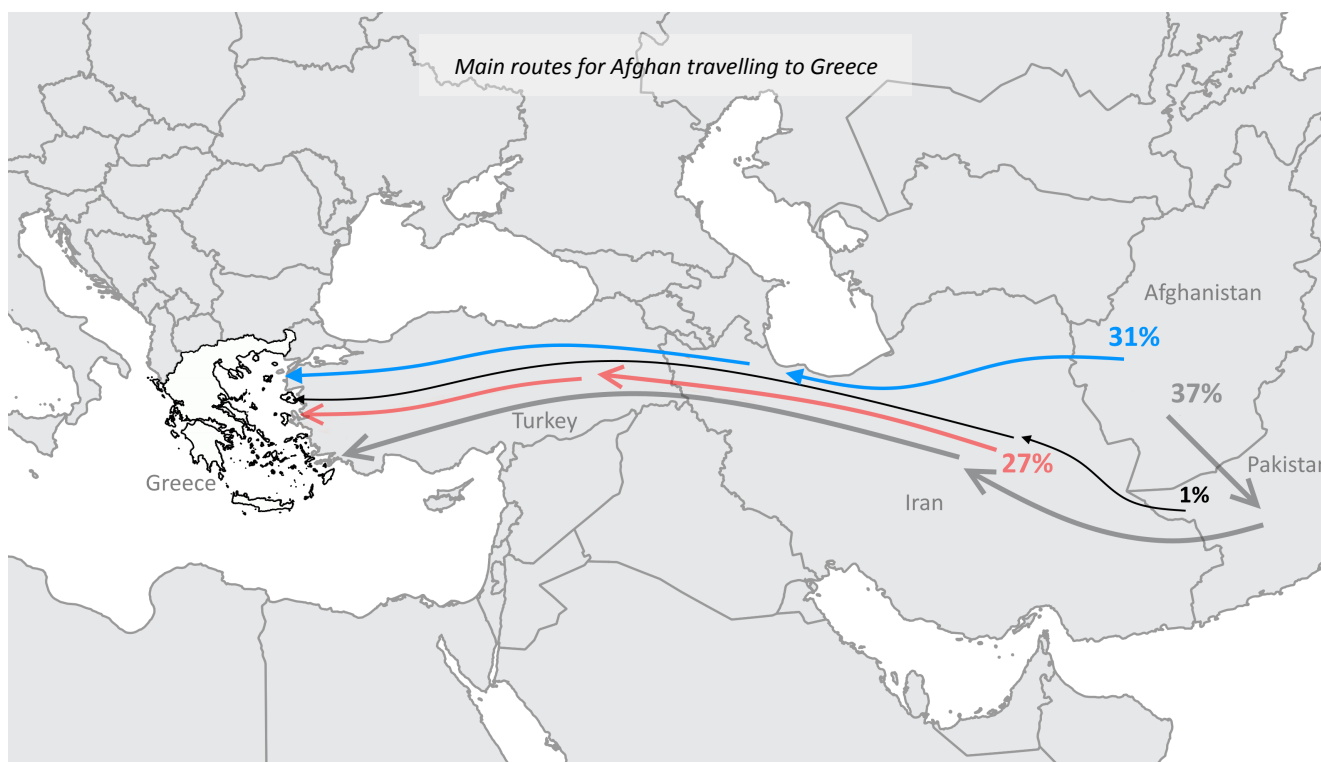
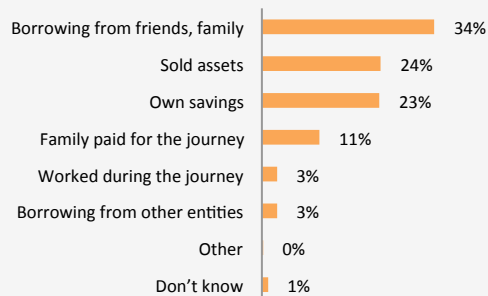
Four main routes taken by Afghans to reach Greece

- 37%** - AFGHANISTAN > PAKISTAN > IRAN > TURKEY > GREECE (Afghans coming directly from Afghanistan).
- 31%** - AFGHANISTAN > IRAN > TURKEY > GREECE (Afghans coming directly from Afghanistan).
- 27%** - IRAN > TURKEY > GREECE (Afghans previously living in Iran).
- 1%** - PAKISTAN > IRAN > TURKEY > GREECE (Afghans previously living in Pakistan).
- < 4%** - OTHER ROUTES.

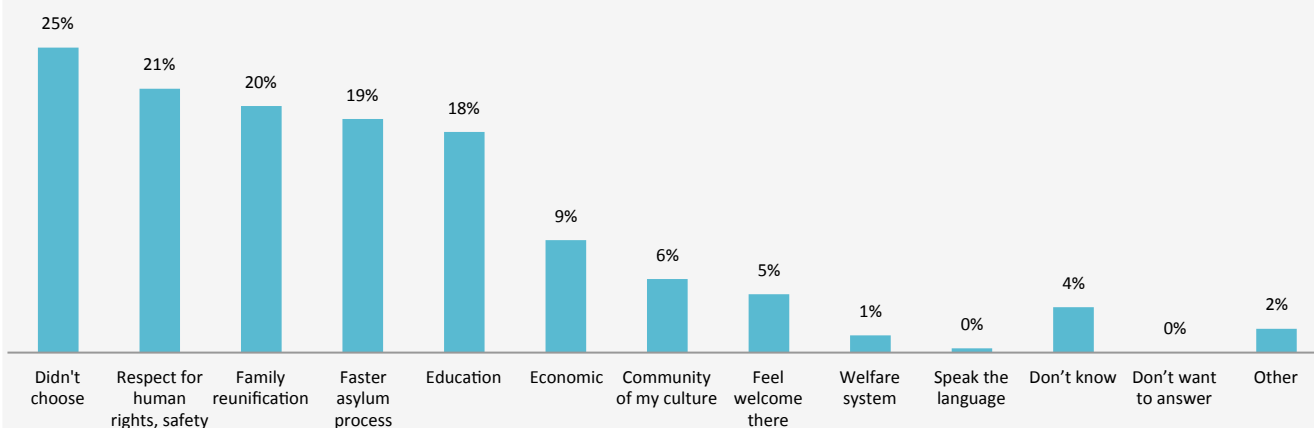
10% of respondents indicated that they had made previous attempt(s) to cross the border between Turkey and Greece.

FINANCE

Main ways to finance the journey



REASONS FOR CHOOSING THE DESTINATION COUNTRY



* in % of respondents. Respondents could provide multiple answer, hence total of all answers can be above 100%

COUNTRIES WHERE PEOPLE STAYED FOR 6 MONTHS OR MORE - OUTSIDE AFGHANISTAN

14% of the Afghans respondents actually never lived in Afghanistan but were born and lived in Iran (13%) or Pakistan (less than 1%).

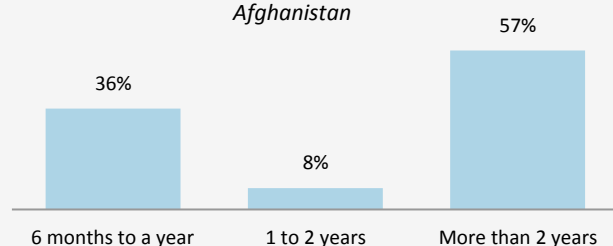
16% lived in another country (not Afghanistan) for 6 months or more before starting the journey to Europe. Average stay in the country of residence was of four and half years.

Main countries where people stayed for 6 months or more outside of Afghanistan

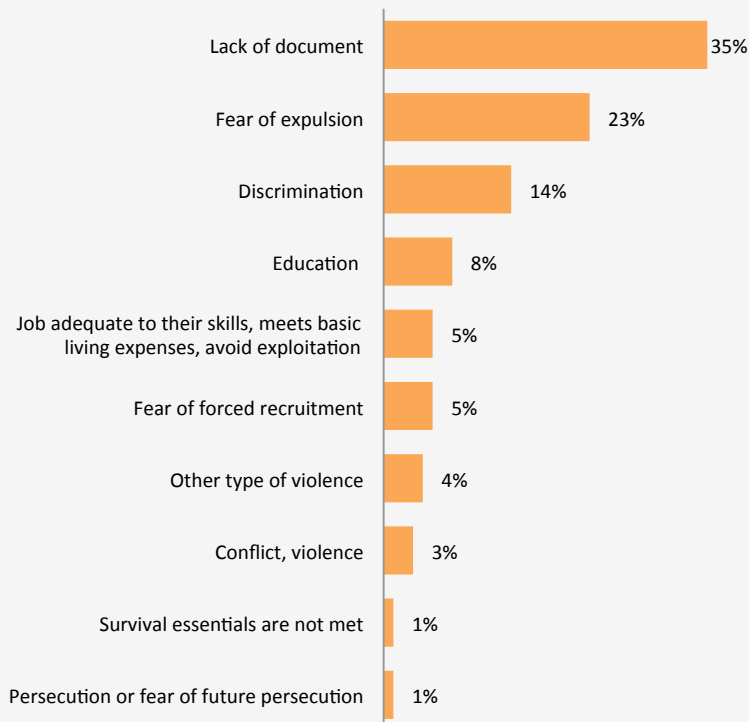
IRAN (15% of all respondents)
TURKEY (1%)
OTHER (<1%)

58% of those who stayed in another country for more than 6 months reported having no legal documentation in that country. The rest had temporary residence (23%), refugee card (15%), or other documents (4%).

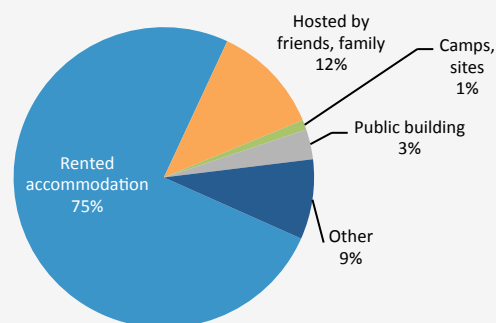
Distribution of time spent in countries where people stayed for 6 months or more outside Afghanistan



Main reason for departure from countries where people stayed for 6 months or more outside Afghanistan



Main accommodation in countries where people stayed for 6 months or more outside Afghanistan

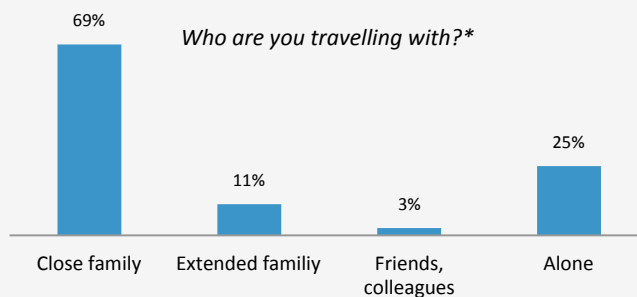


TRAVELLING GROUP

69% of all respondents are travelling at least with a close **FAMILY MEMBER** (child, spouse, parent and sibling). 11% are travelling at least with a member of their extended family (in-law, uncle, aunt, cousin, etc.).

25% of all respondents are travelling **ALONE**.

*Who are you travelling with?**



* in % of respondents. Respondents could provide multiple answer, hence total of all answers can be above 100%

TRAVELLING GROUP

< **1%** of respondents were part of a single male-headed household while travelling.

4% of respondents were part of a single female-headed household while travelling.

Limitation: 10% of the entire sample identified themselves as unaccompanied children. However, access to separate spaces for unaccompanied children was not always possible.

For respondents travelling with close and/or extended family, on average the **travelling family** is composed of:

MALES: 1.4 children, 1.2 adults
FEMALES: 1.2 children, 1.3 adults



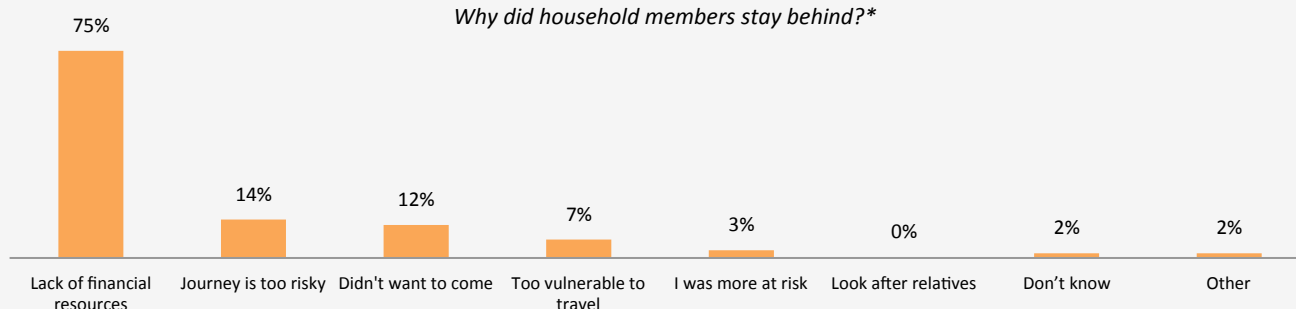
21% % who indicated having left behind a **SPOUSE**

55% % who indicated having left behind **PARENTS**

12% % who indicated having left behind **CHILDREN**

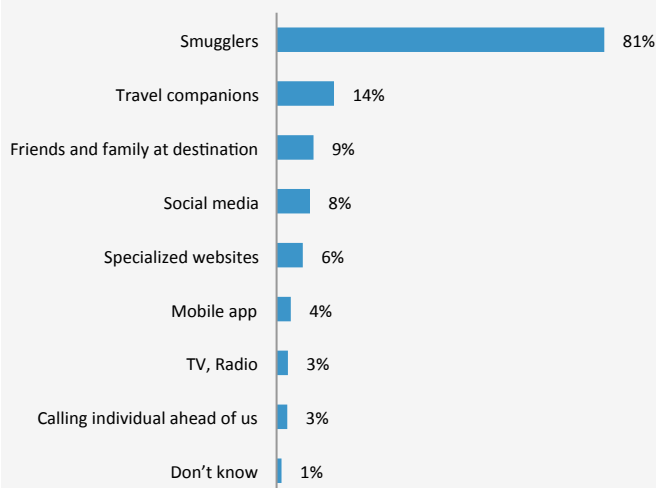
69% of respondents with close family members that were left behind, plan to eventually bring them to the country of destination

Why did household members stay behind?*

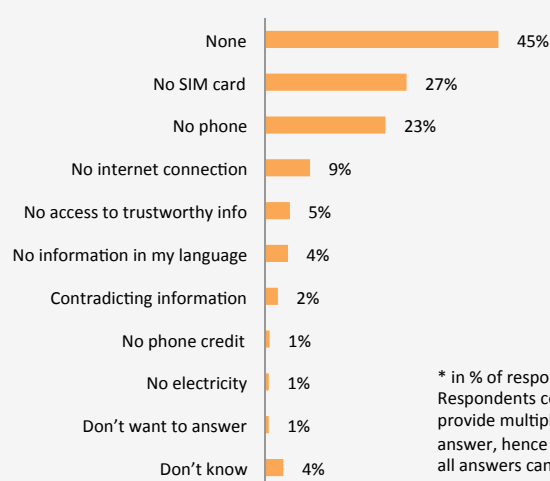


ACCESS TO INFORMATION RELATED TO JOURNEY (ROUTE, PROCESS, etc.)

Information sources used*

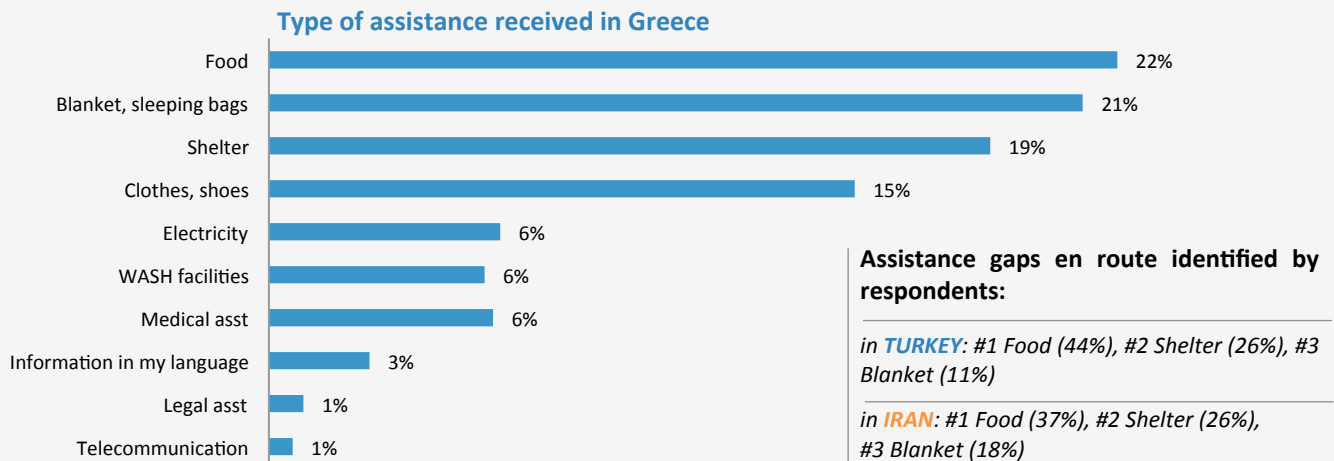


Main challenges to access information*



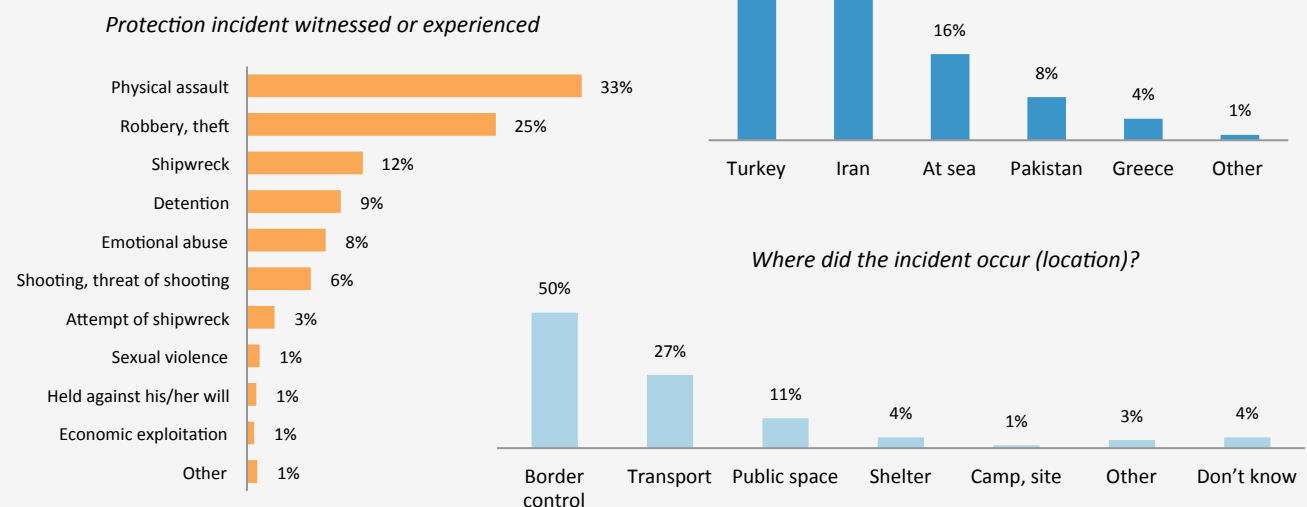
* in % of respondents. Respondents could provide multiple answer, hence total of all answers can be above 100%

ASSISTANCE RECEIVED EN ROUTE AND GAPS



PROTECTION

52% of respondents directly witnessed or experienced protection incidents during the journey.



10% of respondents have been separated from a family member during the journey. Separations took place at borders in Iran or Turkey. Less than a 4% had found the separated individuals at the time of the interview.

The United Nations High Commissioner for Refugees (UNHCR)
Supported by the Joint IDP Profiling Service (JIPS)

Contact:

For UNHCR: Daunia Pavone, Senior Regional IM Europe, pavone@unhcr.org and Ioannis Papachristodoulou, UNHCR Greece IM, papachri@unhcr.org

For JIPS: Damien Jusselme, Profiling Advisor, jusselme@jips.org