



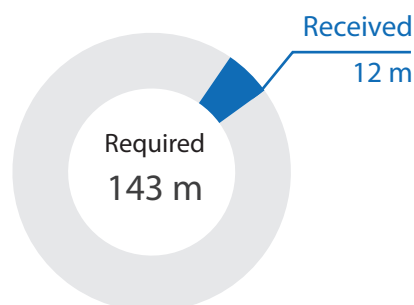
LIVELIHOODS Quarter 2 Dashboard



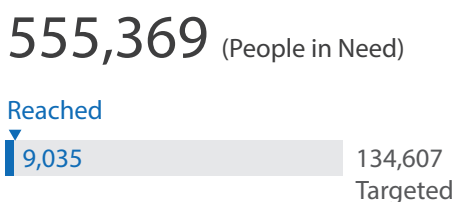
Inter-Agency
Coordination
Lebanon

The monthly dashboard summarizes the progress made by partners involved in the Lebanon Crisis Response and highlights trends affecting people in need. Partners in Lebanon are working to ensure that for vulnerable groups, especially youth, access to income and employment is improved.


2016 funding status as of 21 June 2016



Targeted population groups



Business reached by type



Progress against targets - Activity indicators

Activities

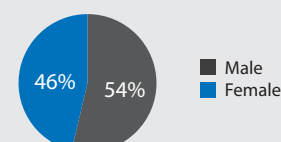
	reached / target
# entrepreneurs who benefitted from business management training	907 / 3,200
# of new MSMEs/ Cooperatives supported or established	263 / 1,800
Value of grant disbursed to MSMEs	\$ 906,587 / \$2,658,000
# of value chain interventions implemented	15 / 21
# of targeted vulnerable persons enrolled in public work projects	2,915 / 65,000
USD value invested in public work projects	\$627,121 / \$60 million
# of individuals benefitting from market-based skills training	3,464 / 25,000
# of people benefitting from internships, on-the-job training or apprenticeship programmes	274 / 12,500
	0% 100%

Outputs


	reached / target
# of MSMEs/ Cooperatives supported or established	263 / 1,800
# of value chains valorized and/or being upgraded	7 / 21
# vulnerable cadastres benefitting from improved infrastructure and environmental assets	71 / 251
	0% 100%

Breakdown by Age and Gender

Men vs. women benefitting from livelihood programmes

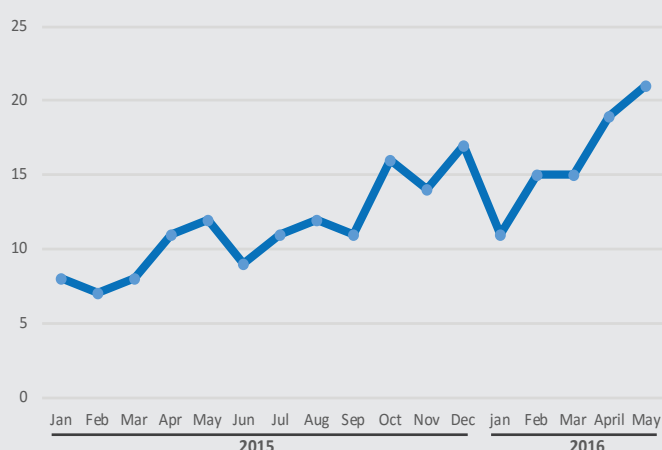


Entrepreneurs who benefitted from business management training

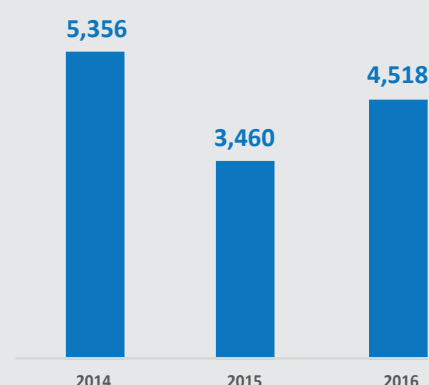


Analysis

Number of livelihoods partners per month (2015-2016)



Average number of direct beneficiaries reached per quarter



Livelihoods partners achieved encouraging results in the first half of 2016, but overall achievement remain far of target. The sector has now 21 active partners (out of 30 appealing) which are increasingly focused on support to small businesses, the key engine for growth and job creation in Lebanon. To date, 263 businesses have received cash and in-kind grants, worth over 900,000 USD, and over 900 entrepreneurs benefitted from business management trainings. While still remaining far off target of 1,800 businesses supported in 2016, this remains more than what was achieved for the whole of 2015, which totaled at 164 businesses supported.

In addition to supporting small businesses, the sector is also engaged in valorizing key value chains (such as potato, waste & recycling, but also traditional Syrian handicraft) – with 15 interventions implemented so far in 7 value chains, compared to only 3 interventions last year. Partners highlighted the importance of inclusive participatory processes, involvement of government institutions, and systematic coaching and mentoring of local partners as key factors of success of value chain interventions.

With the objective to improve the impact of livelihood programs, the sector has launched a private sector engagement mapping initiative. So far, this initiative identified 1,055 engagements with the private sector in livelihood programming reported under three categories of service provision, exchange of information and engagement in design and implementation. This initiative will continue to provide recommendations that improve the private sector engagement for more impactful livelihood programming. In addition to this, shorter term activities such as accelerated skills training programs and labour-intensive public work remain the area of engagement for most partners.

Yet, the first half of 2016 witnessed a relative decrease of public work with less than 3,000 beneficiaries, compared to nearly 4,000 at the same point last year, while skills training increased again



Facts and Figures

1,500,000

of deprived Lebanese

70%

Percentage of Syrian households living below the poverty line (\$3.84 per/day)

90%

host community residents of 251 most vulnerable cadasters report an increase of unemployment since the beginning of the crisis (REACH)

34%

Pre-crisis Lebanese youth unemployment rate

>1

Average # of working members per Syrian refugee household

\$177

Average monthly income of working refugees

after a stark decrease in 2015 with 3,400 beneficiaries so far vs. less than 2,000 by mid-2015.

The sector will support these renewed efforts from partners by organizing a lessons learnt workshop aimed at identifying best practices so that such programs contribute to bridging skills gaps in the labour market.

Changes in Context - Second Quarter

It is striking to see how little of the commitments and pledges on economic opportunities and jobs made at the London conference have materialized after five months. Indeed, the livelihoods sector has only mobilized 12m USD in 2016, which is worryingly low. Indeed, this is not only a small proportion of the sector's appeal (9% of the 143m USD appeal – second lowest funded sector) but also less money than at the same time last year (21m USD received in June 2015). Only 1.7% of the total funding received by the LCRP in 2016 is going to livelihoods so far.

This situation is eroding the success of the response, considering both the post-London expectations as well as the scale of actual needs to address. Meanwhile, GoL counterparts have shown willingness to operationalize their statement of intent at London and the Crisis Cell is taking several steps to facilitate and plan the coming phase, while up to nine ministries have expressed interest in joining the livelihoods steering committee.

Job creation remains a national need that facilitates access to jobs or income for the most vulnerable groups. Recent social stability assessments highlighted that employment has become, in the course of the past year, the main issue for Lebanese youth (more than security or basic services) and is increasingly driving tensions between communities. For displaced Syrians, household visit data confirms that on average, one member of the family, regardless of the household size, is responsible for supporting the entire family financially. Typically, those who report working in the month preceding the visit, do so irregularly and significantly less than full-time: on average 14 days per month for an average monthly income of USD 177. That income is insufficient to cover monthly expenditures, leading to rising average household debts, which reached USD 940 for the first quarter of 2016.

Organizations

The achievements described in this dashboard are the collective work of the following 21 organizations:

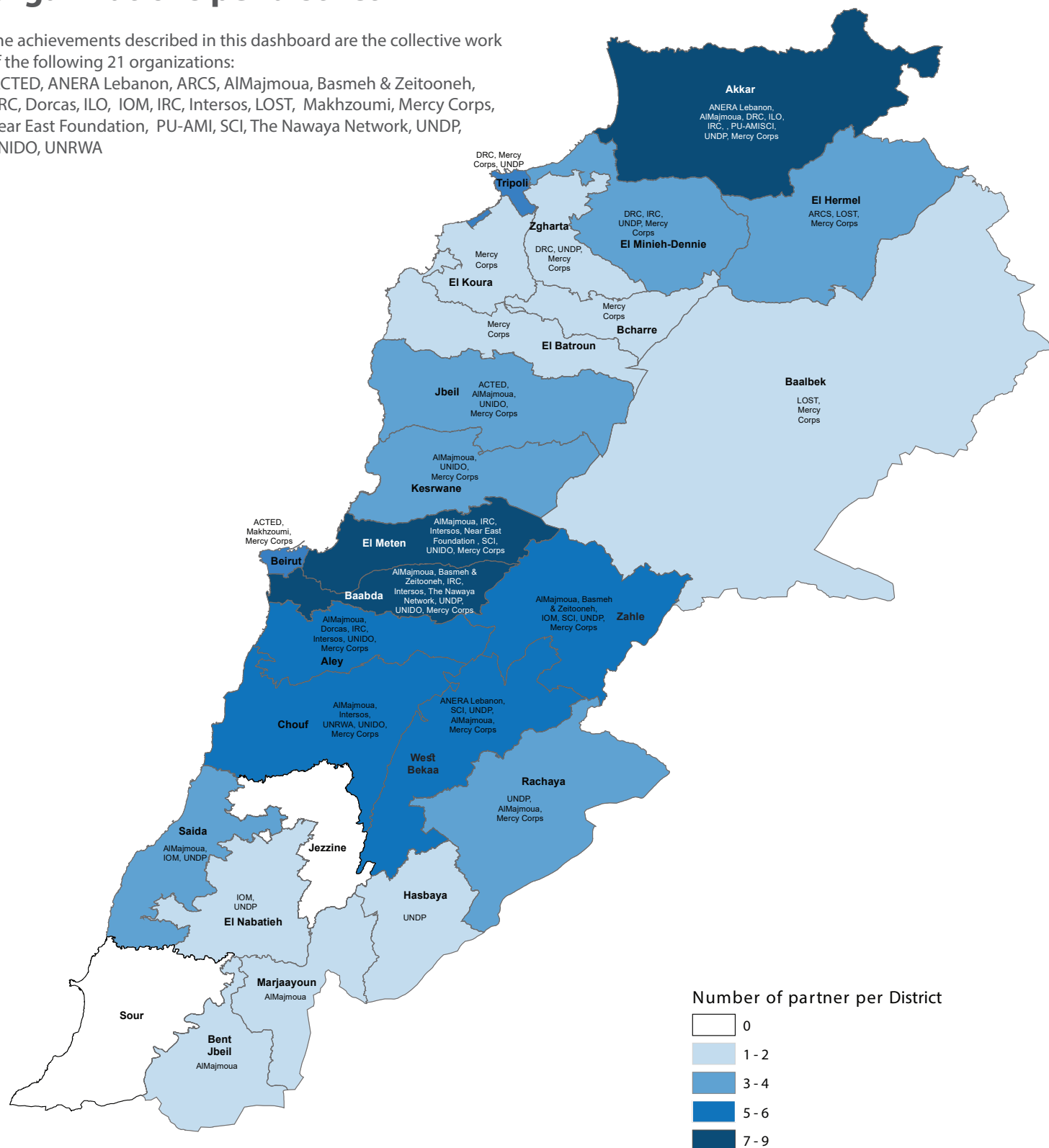
ACTED, ANERA Lebanon, ARCS, AlMajmoua, Basmeh & Zeitooneh, DRC, Dorcas, ILO, IOM, IRC, Intersos, LOST, Makhzoumi, Mercy Corps, Near East Foundation, PU-AMI, SCI, The Nawayya Network, UNDP, UNIDO, UNRWA

Prepared by the Inter-Agency Information Management Unit | For more information contact Inter-Agency Coordinators Margunn Indreboe margunn.indreboe@undp.org and Kerstin Karlstrom, karlstro@unhcr.org.

Organizations per district

The achievements described in this dashboard are the collective work of the following 21 organizations:

ACTED, ANERA Lebanon, ARCS, AlMajmoua, Basmeh & Zeitooneh, DRC, Dorcas, ILO, IOM, IRC, Intersos, LOST, Makhzoumi, Mercy Corps, Near East Foundation, PU-AMI, SCI, The Nawaya Network, UNDP, UNIDO, UNRWA



Note: This map has been produced by UNHCR based on maps and material provided by the Government of Lebanon for UNHCR operational purposes. It does not constitute an official United Nations map. The designations employed and the presentation of material on this map do not imply the expression of any opinion whatsoever on the part of the Secretariat of the United Nations concerning the legal status of any country, territory, city or area or of its authorities, or concerning the delimitation of its frontiers or boundaries.