



Registration Unit

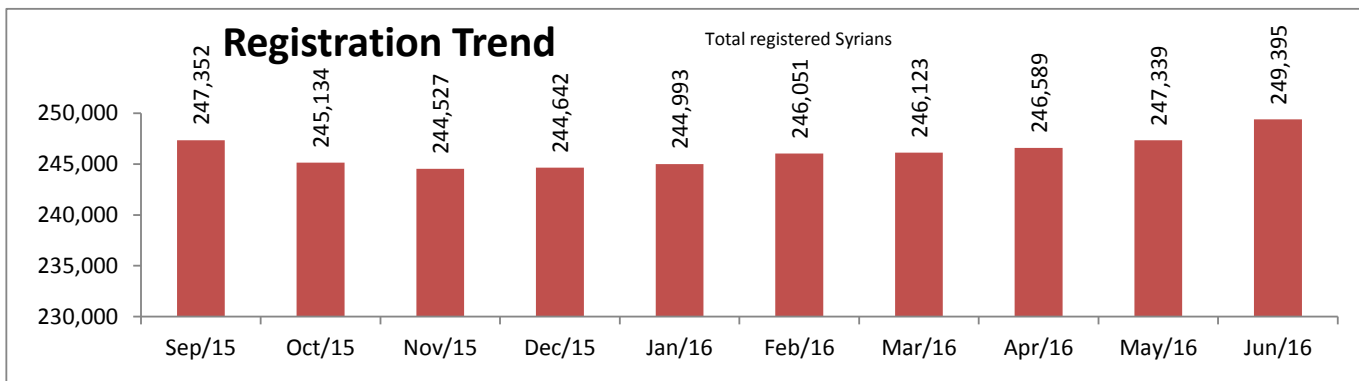
Total Persons of
Concern

Individuals

249,395

Households

88,772

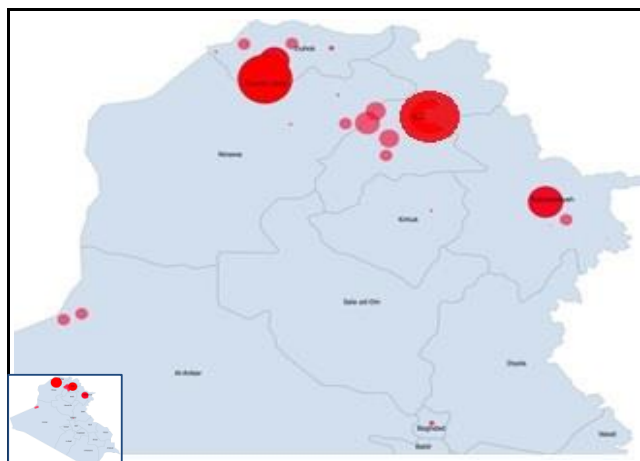
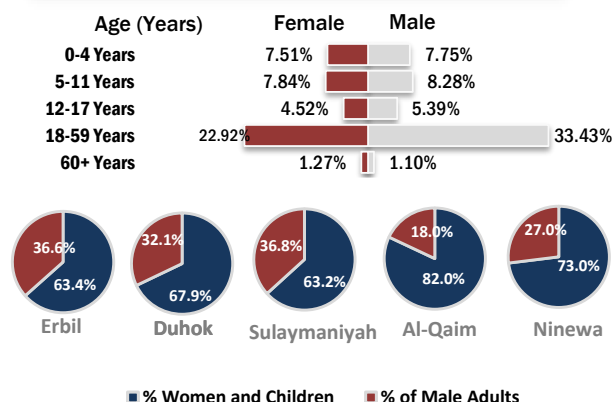


This profile is based on

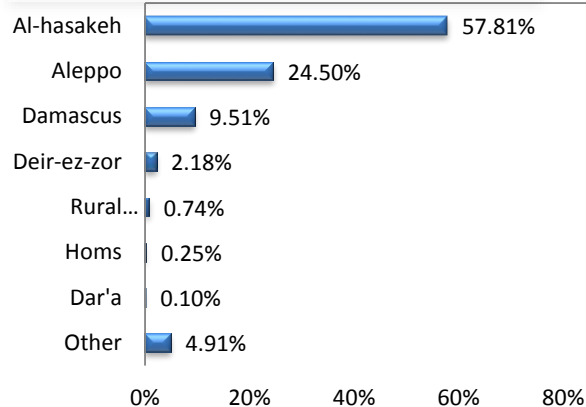
249,395

proGres registered individuals

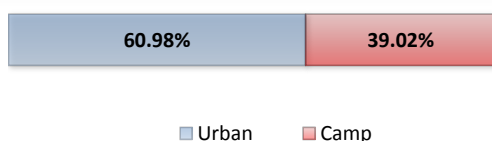
Age and Gender Breakdown



Place of Origin



Camp and non-camp population comparison



Governorate	Individuals	Households	% Total
Duhok	93,075	29,461	37.32%
Erbil	116,847	44,402	46.85%
Sulaymaniyah	31,135	12,179	12.48%
Anbar	4,500	1,149	1.80%
Ninewa	1,584	528	0.64%
Kirkuk	909	311	0.36%
Baghdad	660	337	0.26%
Other	685	405	0.27%
Total Iraq	249,395	88,772	100%

Camps Registered Population			
Camp	Individuals	Households	% Total
Al-Obaidi Camp	1,518	319	1.56%
Akre Settlement	1,240	314	1.27%
Domiz Camp 1	40,471	13,269	41.59%
Domiz Camp 2	7,662	1,815	7.87%
Gawilan Camp	7,594	1,847	7.80%
Basirna Camp	3,540	857	3.64%
Darashakran Camp	10,982	2,579	11.28%
Kawergosk Camp	10,170	2,848	10.45%
Qushtapa Camp	6,752	1,858	6.94%
Arbat Camp	7,391	1,934	7.59%
Total	97,320	27,640	100%

From 16 June 2014, as Al-Obaidi Camp became inaccessible to UN agencies and other humanitarian staff, the camp registered population figure is not updated.