

Rwanda Returnees from 2009 to 2015

Returned Refugees 1993 to 2001

Year	Returned Refugees
1993	307
1994	1,208,005
1995	240,698
1996	1,410,782
1997	220,454
1998	10,939
1999	38,420
2000	26,262
2001	21,656
S/Tot	3,177,523

Returned Refugees 2002 to 2008

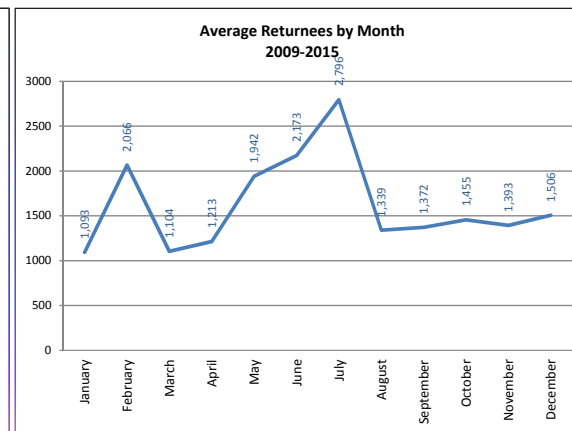
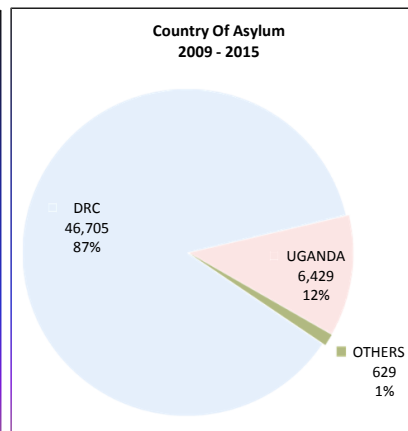
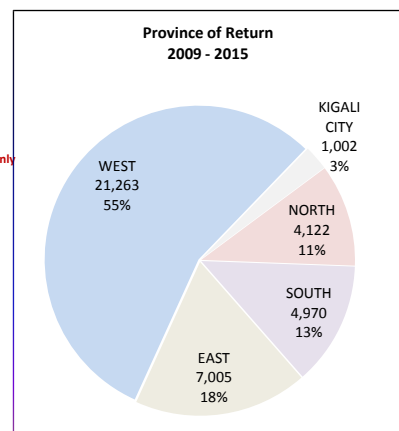
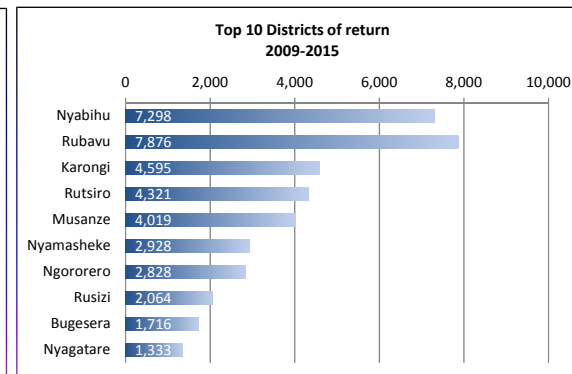
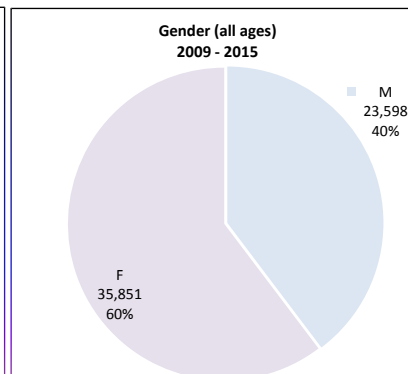
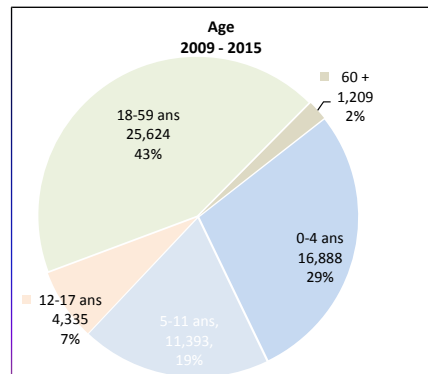
Year	Returned Refugees
2002	38,643
2003	23,290
2004	14,136
2005	9,854
2006	5,971
2007	9,501
2008	11,790
S/Tot	113,185

Source: UNHCR statistical yearbook, Global information available only from 1993 to 2008

Returned Refugees 2009 to date *

Year	Returned Refugees
2009	20,593
2010	9,886
2011	7,560
2012	8,096
2013	7,305
2014	5,686
2015	323
S/Tot	59,449
Total	3,350,157

Source: UNHCR RWANDA



*Launch of the Comprehensive Solutions Strategy for Rwandan refugees subsequent to the official visit of the High Commissioner in 2009

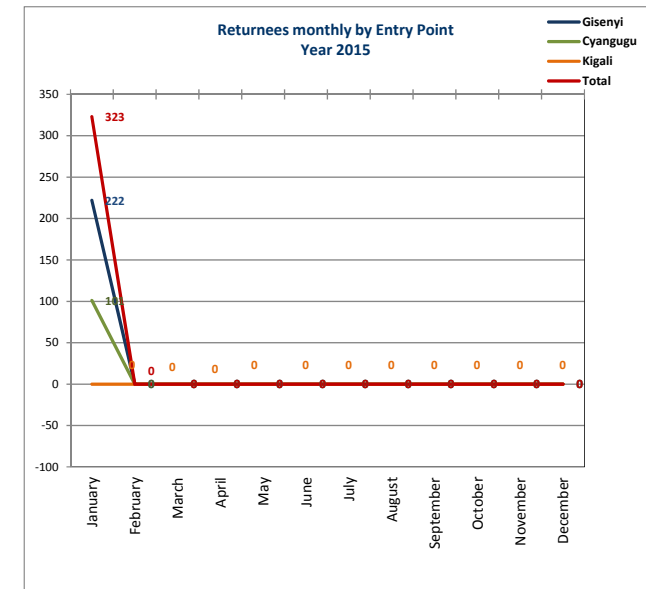
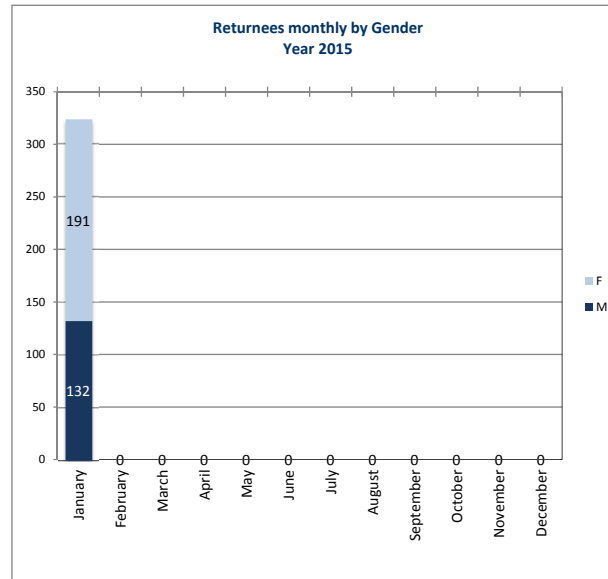
Rwanda
Returnees at country level - 2015

Month	Jan	Feb	March	Apr	May	June	July	Aug	Sept	Oct	Nov	Dec	S/T	S/T	S/T	Total
Sexe->	M	F	M	F	M	F	M	F	M	F	M	F	M	F	M/F	
Age																
0-4 ans	46	52											46	52	98	
5-11 ans	35	26											35	26	61	
12-17 ans	15	22											15	22	37	
18-59 ans	33	86											33	86	119	
60 +	3	5											3	5	8	
	132	191	0	0	0	0	0	0	0	0	0	0	132	191		323

Returnees by month

Year 2015

Sex			
Month	M	F	Total
January	132	191	323
February	0	0	0
March	0	0	0
April	0	0	0
May	0	0	0
June	0	0	0
July	0	0	0
August	0	0	0
September	0	0	0
October	0	0	0
November	0	0	0
December	0	0	0
	132	191	323



Produced by: ICT Unit
UNHCR, Kigali
Janvier 2015

Rwanda

Returnees by Entry Point - 2015

Gisenyi

	Month		Jan		Feb		March		Apr		May		June		July		Aug		Sept		Oct		Nov		Dec		S/T	S/T	S/T	Total
	Sexe->	M	F	M	F	M	F	M	F	M	F	M	F	M	F	M	F	M	F	M	F	M	F	M	F	M	F	M/F		
Age																														
0-4 ans		32	32																									32	32	64
5-11 ans		21	18																									21	18	39
12-17 ans		9	16																									9	16	25
18-59 ans		27	63																									27	63	90
60 +		1	3																									1	3	4
		90	132	0	0	0	0	0	0	0	0	0	0	0	0	0	0	0	0	0	0	0	0	0	0	0	90	132		222

Cyangugu

3-5	Month	Jan		Feb		March		Apr		May		June		July		Aug		Sept		Oct		Nov		Dec		S/T	S/T	S/T	Total		
	Sexe->	M	F	M	F	M	F	M	F	M	F	M	F	M	F	M	F	M	F	M	F	M	F	M	F	M	F	M/F			
	Age																														
	0-4 ans	14	20																									14		20	34
	5-11 ans	14	8																									14		8	22
	12-17 ans	6	6																									6		6	12
	18-59 ans	6	23																									6		23	29
	60 +	2	2																									2		2	4
		42	59	0	0	0	0	0	0	0	0	0	0	0	0	0	0	0	0	0	0	0	0	0	0	0	42	59		101	

Kigali

	Month		Jan		Feb		March		Apr		May		June		July		Aug		Sept		Oct		Nov		Dec		S/T	S/T	S/T	Total
	Sexe->	M	F	M	F	M	F	M	F	M	F	M	F	M	F	M	F	M	F	M	F	M	F	M	F	M	F	M/F		
Age																														
0-4 ans																														
5-11 ans																														
12-17 ans																														
18-59 ans																														
60 +																														
		0	0	0	0	0	0	0	0	0	0	0	0	0	0	0	0	0	0	0	0	0	0	0	0	0	0	0	0	