


## Age & Gender

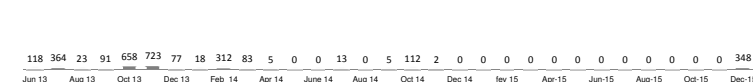
	0-4	5-11	12-17	18-59	60+	Total
Female	4,289	7,166	2,983	11,977	1,450	27,865
Male	4,340	6,911	2,943	7,055	1,114	22,363
<b>Total</b>	<b>8,629</b>	<b>14,077</b>	<b>5,926</b>	<b>19,032</b>	<b>2,564</b>	<b>50,228</b>
	17.18%	28.03%	11.80%	37.89%	5.10%	

	<b>50228</b>		<b>14214</b>	<b>Total</b>
	<b>50228</b>		<b>14214</b>	<b>Registered</b>
	<b>2923</b>		<b>857</b>	<b>Awaiting</b>
				<b>Voluntary Returns</b>












## Malian New Arrival



## Malian Voluntary Returns



## Specific Needs


	<b>Woman at risk</b>	1,536	1,536	3.06%
	<b>Older person at risk</b>	1,283	972	2,255
	<b>Single parent</b>	213	9	222
	<b>Unaccompanied or separated child</b>	172	140	312
	<b>Child at risk</b>	290	149	439
	<b>Disability</b>	235	213	448
	<b>SGBV</b>	98	98	0.20%
	<b>Serious medical condition</b>	52	46	98
	<b>Specific legal and physical protection needs</b>	3	20	23
	<b>Family unity</b>	1	1	0.00%
	<b>Torture</b>	-	2	2
	<b>Total Special Needs</b>	<b>3,883</b>	<b>1,551</b>	<b>5,434</b>
				<b>10.82%</b>

An individual can have more than one specific need.


## Occupation

	<b>No occupation</b>	15,136	30.1%
	<b>Housekeepers (including housewives)</b>	9,208	18.3%
	<b>Student</b>	6,131	12.2%
	<b>Dairy and livestock producers</b>	2,077	4.1%
	<b>Salespersons</b>	465	0.9%
	<b>Sales representatives/merchant/trader</b>	155	0.3%
	<b>Drivers of animal-drawn vehicles and machiner</b>	203	0.4%
	<b>Blacksmiths and forge workers</b>	180	0.4%
	<b>Unknown</b>	781	1.6%
	<b>Builders (traditional materials)</b>	100	0.2%
	<b>Motor vehicle drivers</b>	98	0.2%
	<b>Farmers (crop and vegetable)</b>	54	0.1%
	<b>Domestic helpers and cleaners</b>	9	0.0%
	<b>Cooks</b>	20	0.0%
	<b>Social work professionals</b>	122	0.2%
	<b>Religious professionals</b>	81	0.2%
	<b>Teaching Professionals</b>	78	0.2%
	<b>Butchers, fishmongers</b>	62	0.1%
	<b>Sweepers &amp; related labourers</b>	13	0.0%
	<b>Primary education teachers</b>	53	0.1%
	<b>Medical assistants</b>	43	0.1%
	<b>Others Occupations</b>	434	0.9%


## Place of Origin

	<b>Lere</b>	38.6%
	<b>Tombouctou (ADM3)</b>	16.1%
	<b>Tilemsi (El Haria)</b>	14.0%
	<b>Gargando</b>	8.4%
	<b>Goundam (ADM3)</b>	5.0%
	<b>Nampala</b>	3.2%
	<b>Niafunke (ADM3)</b>	1.7%
	<b>Dioura</b>	1.7%
	<b>Farach (Faguibine)</b>	1.4%
	<b>Raz-El-Ma</b>	1.2%
	<b>Niono (ADM3)</b>	1.0%
	<b>Soumpi</b>	1.1%
	<b>Ber</b>	0.8%
	<b>Mopti</b>	0.9%
	<b>Others and n/a</b>	4.7%

## Ethnicity Background

	<b>Arab</b>	48.0%
	<b>Tuareg</b>	50.9%
	<b>Songye</b>	0.3%
	<b>Bambara</b>	0.2%
	<b>Pular, Fula</b>	0.5%
	<b>Others and n/a</b>	0.0%

## Education

	<b>No education</b>	21,394	42.6%
	<b>Informal education</b>	9,354	18.6%
	<b>-</b>	10,191	21.2%
	<b>1 year (or Grade 1)</b>	2,401	4.8%
	<b>2 years (or Grade 2)</b>	1,695	3.4%
	<b>3 years (or Grade 3)</b>	1,155	2.3%
	<b>4 years (or Grade 4)</b>	885	1.8%
	<b>5 years (or Grade 5)</b>	630	1.3%
	<b>6 years (or Grade 6)</b>	664	1.3%
	<b>7 years (or Grade 7)</b>	253	0.5%
	<b>8 years (or Grade 8)</b>	156	0.3%
	<b>9 years (or Grade 9)</b>	295	0.6%
	<b>10 years (or Grade 10)</b>	88	0.2%
	<b>11 years (or Grade 11)</b>	75	0.1%
	<b>12 years (or Grade 12)</b>	180	0.4%
	<b>13 years (or Grade 13)</b>	21	0.0%
	<b>14 years (or Grade 14)</b>	26	0.1%
	<b>University</b>	146	0.3%
	<b>Post Graduate</b>	46	0.1%
	<b>Technical or vocational</b>	11	0.0%
	<b>Child Friendly Space</b>	128	0.3%

NB: Data on education and occupations is in the process of clean up.

The hyphen (-) value stands for 'not applicable' and will change gradually in tandem with the clean up process.

## Useful sex age breakdown

Useful sex age breakdown					
0 to 5 years	5,418	5,451	10,869	21.64%	
3 to 6 years	4,886	4,776	9,662	19.24%	
6 to 11 years	6,037	5,800	11,837	23.57%	
12 to 17 years	2,983	2,943	5,926	11.80%	
15 to 24 years	4,827	2,983	7,810	15.55%	