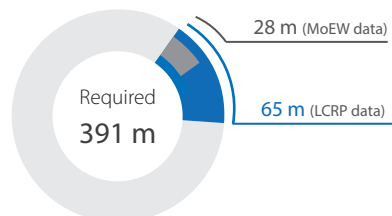




The quarterly dashboard summarizes the progress made by partners involved in the Lebanon Crisis Response and highlights trends affecting people in need. The Energy & Water sector in Lebanon is working to: OUTCOME 1) Ensure access to sufficient electricity; OUTCOME 2) Ensure access to safe water; OUTCOME 3) Ensure access to sanitation and stormwater drainage services; OUTCOME 4) Ensure mitigation of environmental impacts; OUTCOME 5) Maintain hygienic conditions; OUTCOME 6) Ensure contingency and preparedness.

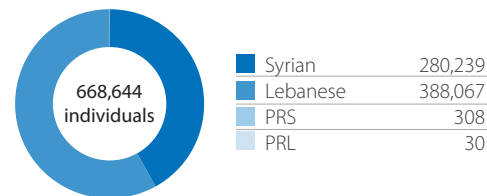
2016 Funding Status as of 31 May 2016



Targeted Population groups



Population reached by cohort



Progress against targets



Activities

reached / target

# of individuals with sufficient safe water supply at an adequate level of service at temporary locations (collective centers, gatherings and ITS)	131,301 / 337,172
# of individuals with sufficient safe water supply at an adequate level of service at permanent locations	537,343 / 1,005,965
# of individuals with access to improved sanitation facilities and hygienic environment at temporary locations (collective centers, gatherings and ITS)	119,418 / 337,172
# of individuals with access to wastewater/sewage systems	91,013 / 130,000
# of Municipalities with increased capacity to strengthen the management and enforcement of measures that mitigate environmental impacts	32 / 157
# of individuals benefiting from improvements to municipal solid waste management systems at the local/municipal level	350,121 / 2,084,494
# individuals who have experienced a hygiene behaviour change session and related activities	156,388 / 863,296
# individuals with access to hygiene, dignity or baby kits or vouchers	143,335 / 180,000



Outputs/Outcomes

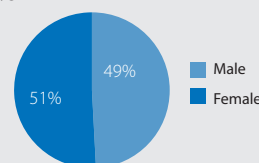
reached / target

OUTCOME 1: Access to safe water	
# of individuals with equitable access to safe water in sufficient quantities for drinking, cooking, personal and domestic hygiene.	668,644 / 1,343,137
OUTCOME 2: Access to sanitation and stormwater drainage services	
# of individuals with increased access to sanitation services that are improved, sustainable, culturally and gender appropriate	210,431 / 467,172
OUTCOME 3: Maintain hygienic conditions	
# of individuals that are aware of key public health risks and adopt good hygiene practices	299,723 / 863,296

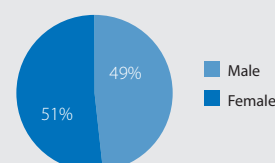


Age/Gender breakdown

Number of people with equitable access to safe water in sufficient quantities for drinking, cooking, personal and domestic hygiene



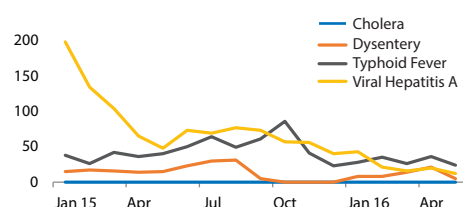
Number of people with increased access to sanitation services that are improved, sustainable, culturally and gender appropriate



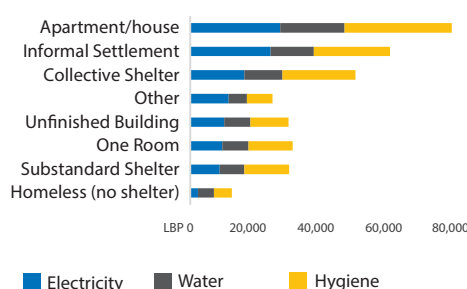
Analysis

Trends of WASH related diseases (Jan 2015 to May 2016)

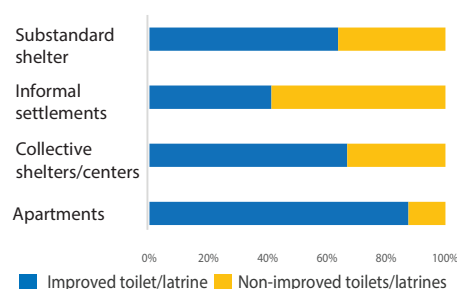
Trends of WASH related diseases indicate a significant decrease in viral Hep A over the last 15 months, while there are fewer reported cases of dysentery and Typhoid fever this quarter compared to last years first quarter.



Average household monthly expenditure on electricity, water and hygiene



% of Syrian refugee households with access to improved toilets/latrines by type of shelter



Of the more than 2 million people targeted for water, sanitation, hygiene and other vital services provided by the energy and water sector 668,644 persons have been reached. Of these 42% are displaced Syrians, 58% are Lebanese and 0.05% are PRS. This has been achieved by the efforts of 35 partners despite having received in 2016 only 17% of the \$391m sector appeal.

Partners have made significant progress in urban settings where 53% (537,343) of the targeted population has been reached in terms of safe water supply. Works mainly tackled improving communal water storage capacity and rehabilitation/extension of drinking water supply networks. As part of these works 1,735 households have been connected to a publicly owned water supply networks of which 86km have been extended, rehabilitated or constructed new. 3,592m³ of public water storage infrastructure has also been rehabilitated or constructed.

Challenges remain to provide more cost efficient and safe water in temporary locations, leading to the inability to cover all the needs of all the affected population. Water trucking continues to be a major cost to the sector; 123,375 (57%) of the individuals in Informal Settlements rely on water trucking as their primary source of water, according to IAMP26. These Settlements are mainly in the Bekaa and the North. However progress is being made by MoEW, the Water Establishments and sector partners to implement safer and less expensive water through hydrological studies and analysing alternative options such as dedicated and managed water sources for large sites.

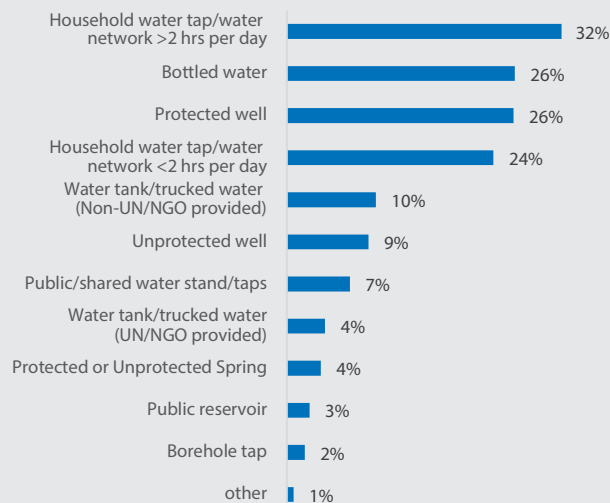
Progress on wastewater management targets for temporary sites is at 35% or 119,418 people reached. To achieve this 2,220 latrines have been rehabilitated or constructed amongst other activities. For wastewater management in permanent sites or urban areas 91,013 people have benefited from improvements to or construction of almost 5km of wastewater networks. Huge challenges remain in ensuring appropriate treatment of wastewater at informal settlements as well as for urban areas to protect the environment and mitigate health risks. For example wastewater sludge must be transported from the Informal Settlements to the few Wastewater Treatment Plants that can treat it which is a very costly exercise and not easy to sustain. MoE are increasing the awareness of the impact that the Syrian crisis is having on the environment and are working with MoEW and sector partners to find better solutions where specific environmental and health concerns have been raised. A recent example is of the largest Informal settlement in the South for which it has been agreed to develop preliminary designs for temporary septic systems to reduce overall costs, improve sanitary environment and reduce risk of wastewater finding its way into the ground water.

A number of nationwide assessment and tools are being used by the sector to identify current needs including VASyR, IAMP and the on-going refugee household assessment. The latter of these indicates that 90% of the refugees' households waste is collected by the municipalities. The disposal or treatment of this waste however continues to be a major challenge for the country. Many sites in vulnerable localities still suffer from a poor to unmanaged situation in terms of solid waste. The sector has reached 350,121 people or 17 % of the target number of individuals benefiting from improvements to municipal solid waste management systems: 5,285 solid waste containers have been provided at the community level to contribute to this achievement. However, support for integrated approaches of solid waste management remains weak through the partners' interventions, although some pilot activities aiming at sorting at source are being developed, these remain limited and do not contribute to the current challenging situation of the sector.

The Ministry of Environment is developing environmental guidance material for municipalities, that will contribute to mitigating the impact of the crisis mainly in terms of solid waste management, land management, ecosystems and air quality (emissions from generators, etc.) and discharge of liquid waste. Integrated municipal level environmental



Percentage of Refugee Households Using Water Source



management plans will also be designed as model approaches in the sector as another means of mainstreaming environment across sectors and orienting support to municipalities to reduce environmental impact, and will be complemented with more engagement of MoE in coordinating solid waste management interventions under the LCRP.

A number of hygiene promotion/community mobilization trainings for partners have been undertaken particularly in the North and Bekaa. This is in an effort to mobilise communities to sustain good WASH practices. Sector partners are being encouraged to utilise a simple tool to monitor behavioural change or adaptation from hygiene promotion activities before reporting achievements. Sector progress against the target for hygiene promotion is low at 18 % or 156,388 individuals who have experienced a behaviour change session and related activities.

As part of the National Water Sector Strategy MoEW and MEHE, with support of sector partners coordinated and organised national awareness campaign on water conservation in 1,100 public schools. A related competition was organised, 697 schools have participated and received a certificate. The best 2000 drawings were selected at cadastral level, and 100 children won digital tablets as prize for their good ideas on water conservation and artwork. This campaign showed that children and youth are able to identify the problem and suggest practical solutions and express it in different ways, some of them did research to get accurate information, and others presented real examples from their daily lives.



Changes in context - Jan to May 2016

There have not been any significant changes in terms of needs and vulnerability over the last 6 months. The number of WASH related disease cases (dysentery, typhoid fever and viral hepatitis A) reported to MoPH are still decreasing despite the very limited levels of treatment for wastewater, water and solid waste particularly in vulnerable and poorly served localities. The limited funding received by the sector is only enable partners to provide basic support. The impact of this is already being seen in the persisting poor sanitation situation environment in many sites.

Several municipalities are flagging their concerns related to the impact of the untreated wastewater generated by the refugees and discharged in the environment. The problem is worsening by the high number of refugees that continue to construct their own household latrines with limited resources and appreciation for environmental health. These are creating major risks and concerns.

There have not been any major context changes in Bekaa. However, there is some movement into Bekaa and increase in the number of IS (1,361 IS according to IAMP 25 and 1,410 IS according to IAMP 26) and number of individuals (140,000 according to IAMP 25 and 149,000 according to IAMP 26) which requires additional time and effort by partners whilst the funding is decreasing. This is leading to many more small gaps in WASH response.

Security issues continue and access in Aarsal remains very difficult. Basic WASH services are being provided however ensuring continuity of these services is difficult with short and disconnected funding allocations. Changeover of partners responsible for sites also leads to gaps in response, as the new partner needs to undertake their own assessment and become familiar with all the specificities of each site. Now ACF is ensuring the coverage of whole Aarsal area. They operate through local NGOs and through local contractors for desludging, water trucking and solid waste collection.

In the North and Akkar there have not been any significant changes in terms of needs and vulnerability over the past quarter. The MoEW has identified and developed priority wastewater projects in 30 villages in Akkar, which will hopefully address a long term lack in service levels for these vulnerable communities. The assistance to informal settlements is challenged by the seasonal mobility of the population: some dozen families arrived settling in various sites while others move to Bekaa.

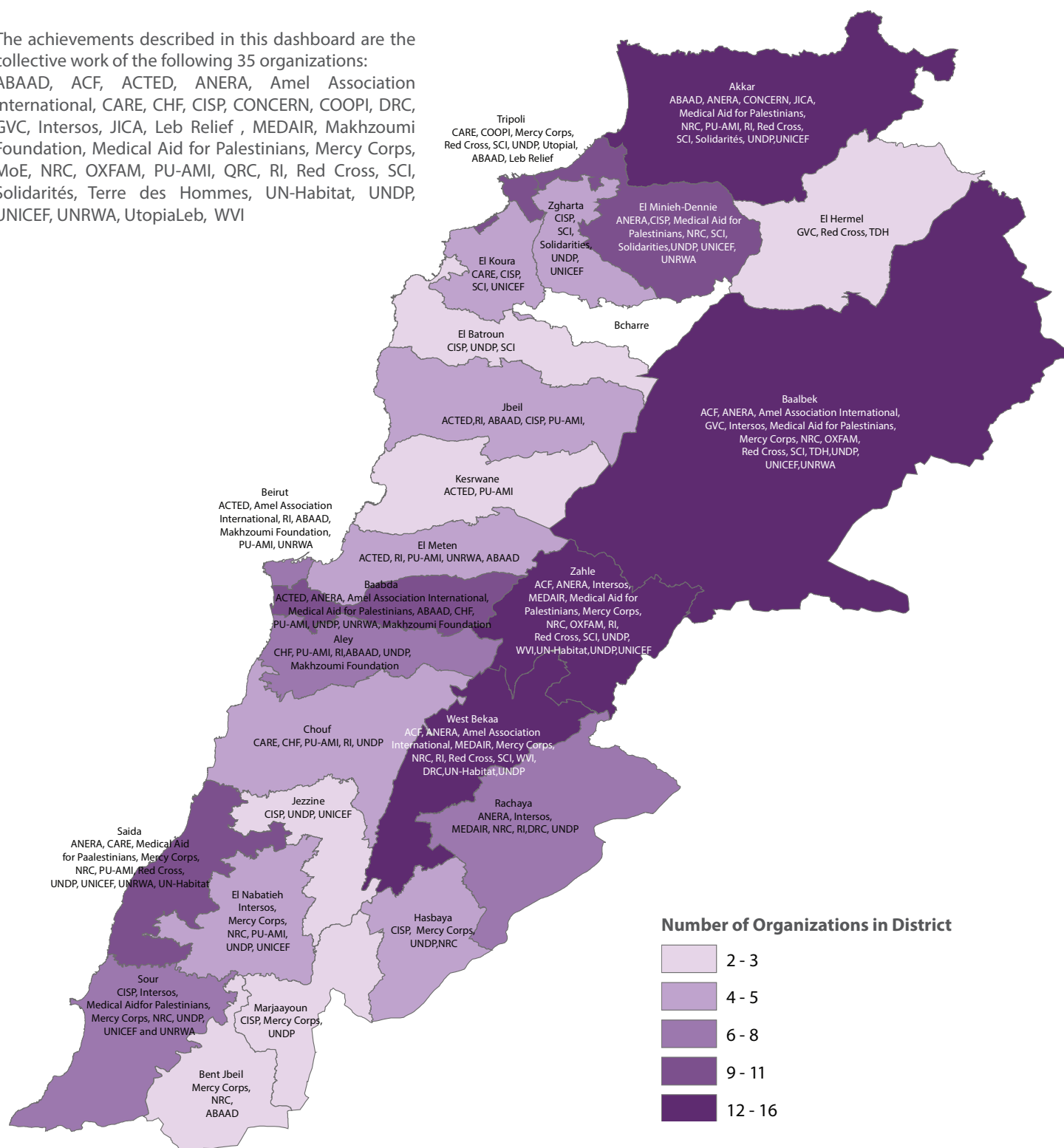
Following request of Mayors of municipalities (Zahleh, El Marj, etc.) and claims from the host community, MoE is following up in coordination with MoEW and sector partners on issues related to environment contamination and groundwater contamination generated by several IS in the Bekaa and in the South. Implementing more environmental and public health friendly WASH solutions carry a much higher capital cost, which comes at a time of the lowest levels of sector funding to date.



Organizations per district

The achievements described in this dashboard are the collective work of the following 35 organizations:

ABAAD, ACF, ACTED, ANERA, Amel Association International, CARE, CHF, CISP, CONCERN, COOPI, DRC, GVC, Intersos, JICA, Leb Relief, MEDAIR, Makhzoumi Foundation, Medical Aid for Palestinians, Mercy Corps, MoE, NRC, OXFAM, PU-AMI, QRC, RI, Red Cross, SCI, Solidarités, Terre des Hommes, UN-Habitat, UNDP, UNICEF, UNRWA, UtopiaLeb, WVI



Note: This map has been produced by UNHCR based on maps and material provided by the Government of Lebanon for UNHCR operational purposes. It does not constitute an official United Nations map. The designations employed and the presentation of material on this map do not imply the expression of any opinion whatsoever on the part of the Secretariat of the United Nations concerning the legal status of any country, territory, city or area or of its authorities, or concerning the delimitation of its frontiers or boundaries.