









# Sectors Indicators Matrix: Gambella Region (as of 01-Jul-2016)

Sectors	 Registration									 Shelter		 Public Health			 Water, Sanitation and Hygiene (WASH)			
Indicators	Level 1 registration at entry points	Refugee population at camps	Level 2 registration status	Number of Unaccompanied Minors (UAMs)	Number of Separated Children	# of Prot. Social & case Workers	# of BIA conducted	# of BID Conducted	# of children Referred to services	% of Households		Crude Mortality Rate	Under 5 Mortality Rate	# of Maternal deaths	Litres water / person / day	Number of persons / latrines	Maximum number of persons per tap	Number of refugees per hygiene promoter
										emergency Shelter (tents, bajajs and shared facilities)	transitional Shelter (tukuls)							
Timeframe	as of 1st Jul 2016					as of 1st Jul 2016				as of 1st Jul 2016		Average for Jun 2016		Jun-16	Average for Jun 2016		as of 1st Jul 2016	
Units	persons	persons	%	persons	persons	persons	persons	BID	persons	%		deaths/10,000/day		persons	Litres	persons	persons	1:500
STANDARD												< 1	< 2		> 15 lpd	< 50	< 250 ppt	< 500
CAMPS INDICATORS																		
TIERKIDI	N/A	54,339	100	790	3,516	70	146	2	186	70	30	🟢 0.00	🟢 0.10	0	🔴 11.0	🟢 14	🟢 226	🔴 1,294
KULE	N/A	49,000	100	510	3,296	126	90	6	220	56	44	🟢 0.30	🟢 0.10	0	🟢 15.5	🟢 9.0	🟢 204	🔴 516
JEWI	N/A	49,077	100	838	4,303	95	258	0	298	75	25	🟢 0.10	🟢 0.20	1	🟢 15.3	🟢 15.0	🟢 194	🔴 516
OKUGO	N/A	9,098	100	187	549	36	125	1	41	82	18	🟢 0.50	🟢 0.00	0	🟢 16.5	🟢 10.0	🟢 80	🔴 700
PUGNIDO	N/A	62,740	100	823	4,082	62	84	3	369	53	47	🟢 0.10	🟢 0.10	0	🟢 15.3	🟢 22.0	🟢 119	🔴 1,396
PUGNIDO II	N/A	16,636	100	211	2,358	57	329	0	327	85	15	🟢 0.00	🟢 0.00	0	🟢 15.2	🟢 44.0	🟢 121	🔴 1,040
ENTRY POINTS / TRANSIT CENTERS INDICATORS																		
PAGAK	0	NA	NA	N/A	N/A	N/A	N/A			N/A	N/A	N/A	N/A	N/A	N/A	N/A	N/A	N/A
BURBIEY	0	NA	NA	N/A	N/A	N/A	N/A			N/A	N/A	N/A	N/A	N/A	N/A	N/A	N/A	N/A
AKOBO	0	NA	NA	N/A	N/A	N/A	N/A			N/A	N/A	N/A	N/A	N/A	N/A	N/A	N/A	N/A
TOTAL/AVERAGE (Gambella region)	0	240,890	NA	3,359	18,104	446	1,032	12	1,441	70	30	🟢 0.17	🟢 0.08	1	🔴 15	🟢 19	🟢 157	🔴 910
Sources	UNHCR, ARRA			UNHCR, Save The Children, Plan International, DRC						UNHCR, NRC, DRC, IOM		UNHCR, ARRA, MSF-H			UNHCR, DRC, DCA/NCA, ANE, NRC, LWF, IRC, ADRA, OXFAM, WVE, ZOA, ERCS, MSF-H			

 Sector	Education Indicators - as of 01-Jul-2016																												
	Population	Pre-Primary Education Enrollment (3 - 6 years)				Primary Education Enrollment (7 - 14 years)				Secondary Education Enrollment (15 - 18 yrs)		TOTAL Enrollment of School Age Children (3 - 18 years)																	
Indicators	Total Population	School Age Population (3 - 6 years)	Enrollment (Boys & Girls)	# of students per Facilitator	# of students per Class room / LS	School Age Population (7 - 14 years)	Enrollment (Boys & Girls)	# of students per Facilitator	# of students per Class room / LS	School Age Population (15 - 18 years)	Enrollment (Boys & Girls)	School Age TOTAL Population (3 - 18 years)		School Age GIRLS (3 - 18 years)		School Age BOYS (3 - 18 years)													
												Population Figures	Enrollment	Population Figures	Enrollment	Population Figures	Enrollment												
Units	persons	persons	%			persons	%			persons	%	persons	%	persons	%	persons	%												
STANDARD			100%	30	30		100%	40	40		100%		100%		100%		100%												
CAMPS INDICATORS																													
TIERKIDI	54,339	10,254	⊗	33%	⊗	96	⊗	105		17,012	⊗	34%	⊗	75	⊗	72		5,037	⊗	3%	32,303	⊗	41%	15,850	⊗	34%	16,453	⊗	47%
KULE	49,000	9,341	⊗	14%	⊗	47	⊗	116		13,324	✔	101%	⊗	110	⊗	189		3,973	⊗	11%	26,638	⊗	76%	13,021	⊗	59%	13,617	⊗	92%
JEWI	49,077	9,821	⊗	37%	⊗	73	⊗	304		16,900	⊗	53%	⊗	81	⊗	160		4,125	⊗	0%	30,846	⊗	41%	15,075	⊗	32%	15,771	⊗	49%
OKUGO	9,098	1,696	-		-	-				2,331	⊗	42%	⊗	41	⊗	98		693	⊗	8%	4,720	⊗	22%	2,329	⊗	20%	2,391	⊗	24%
PUGNIDO	62,740	11,527	⊗	71%	⊗	95	⊗	226		16,638	⊗	61%	⊗	80	⊗	74		5,997	⊗	14%	34,162	⊗	56%	16,523	⊗	51%	17,639	⊗	60%
PUGNIDO II	16,636	3,915	⊗	11%	⊗	108	⊗	54		4,603	⊗	84%	⊗	194	⊗	324		999	⊗	0%	9,517	⊗	45%	4,541	⊗	31%	4,976	⊗	58%
TOTAL/AVERAGE (Gambella region)	240,890	46,554	⊗	36%	⊗	84	⊗	170		70,808	⊗	61%	⊗	90	⊗	118		20,824	⊗	7%	138,186	⊗	51%	67,339	⊗	42%	70,847	⊗	59%
Sources	UNHCR, Save The Children, Plan International, ARRA																	DICAC		UNHCR, Save The Children, Plan International, ARRA									

## Other Health Indicators - as of 01 Jul 2016

Selective and Non-Selective Vaccination and Vitamin A supplementation				
Indicators (Standard=95%)	Overall Gambella coverage (in %)	Pagak	Burbeiy	Akobo
Measles (6months - 15 yrs) (total # of children vaccinated)	N/A	N/A	N/A	N/A
OPV (0-15 yrs) (total # of children vaccinated)	N/A	N/A	N/A	N/A
VitA (6 months-5yrs) (total # of children suppl.)	N/A	N/A	N/A	N/A
<b>Sources</b>				

Legend:  Standard Met  Standard Not Met N/A: Not Applicable - No Data

Morbidity Indicators						
Indicators	Camp Names				Pagak Entry Point	Comments
	Kule	Tierkidi	Jewi	Pugnido II		
Watery diarrhoea (Incidence rate/1000/Week)	34.0	13.6	13.0	36.2	N/A	Diarrhoea remained high.
Bloody Diarrhoea (Incidence rate/1000/Week)	1.1	1.3	0.5	0.3	N/A	Malaria incidence increased in all the locations.
Malaria (Incidence rate/1000/Week)	88.5	25.5	39.3	36.3	N/A	
Source	UNHCR, ARRA, MSF-H					

Camps Names	Treatment of SAM		Treatment of MAM	
	# of children (6-59 months) admitted	(% recovery rate)	# of children (6-59 months) admitted	(% recovery rate)
Standard		>75		>75
Tierkidi	161	98	237	99
Kule	151	93	423	95
Jewi	385	n/a	441	n/a
Okugo	3	100	5	n/a
Pugnido	185	86	564	62
Pugnido II	48	98	79	91
Source	UNHCR, ACF, GOAL, CONCERN			

## EXPLANATORY NOTES:

### SUMMARY:

This matrix is prepared and published monthly, representing what happened in various sectors in the particular reference month. This indicators matrix is a step towards showing a comprehensive picture of the current situation in Gambella region and establishing a basis for initial trend and gap analysis. In order to better understand the matrix, following are the explanatory notes on some of the sector indicators:



### NUTRITION:

- Performance indicators for Tierkidi, Kule, Pugnido 2 and Okugo are within sphere standards with curate >75%, defaulter rate <15%, death rate < 10% for OTP and <3% for TSFP. In Pugnido the TSFP cure rate is below the sphere standards due to a high referral and defaulter rate of 20% and 14% respectively
- Increase in admission due to onset of malaria season as well as resumption of the nutrition services in Jewi camp by ARRA in the interim.



### SHELTER:

- Over all the Camps partners continued finalizing the transitional shelters construction. The % of households in emergency family shelter indicates the need for continuous shelter intervention in all the camps.
- 'Transitional shelters' refers to those that have been completed with mud plastering.
- The 2016 shelter project has kicked off and construction of transitional shelters is ongoing



### WATER, SANITATION AND HYGIENE (WASH):

- Supply of safe water maintained within the sphere standards in Pugnido, Pugnido2, Okugo, Jewi and Kule averaged above 15l/p/d during the month of June 2016 while in Tierkidi due to low capacity storage the water supply averaged 11 L/P/D.
- The number of refugees per latrine stance was 10 for Okugo, 8 for Kule, 14 for Tierkidi, 15 for Jewi, 44 for Pugnido 2 and 22 for Old Pugnido.
- The number of hygiene promoters increased in Jewi, Kule and Tierkidi, however in Pugnido 1 and 2 and Okugo remained the same with the previous months.



### EDUCATION:

- Gross Enrolment rate in at preschool is still very low at 36%. Reasons for low enrolment mentioned by parent are: Inability of schools to provide a feeding programme for the children; Accessibility to preschools; Lack of proper awareness on the importance of early childhood education for children; Security reasons; and children not interested in Early Childhood Care and development activities. Partners are continuously mobilizing parents to escort children to ECCD centres and there has been reassurance of protection on the way to the centres.
- The pupil /facilitator ratio is at 84 for preschool and 90 for primary school, way above the recommended standards of 30. Due to funding challenges, partners have been unable to meet this crucial indicator at the required standard.
- The Gross Enrollment Ratio (GER) at primary education is 61% which is slightly above the average.
- Secondary education remains low despite construction of secondary school in Kule and Tierkidi, however the ongoing construction of secondary school in Jewi, is likely to improve the enrollment rate slightly above the 7 percent.
- class room attendance improved as a result of the on going construction of semi permanent and permanent classrooms



### HEALTH:

**Mortality:** Crude and Under 5 mortality rates have been within the SPHERE standards for several months. Good case management by partners for diseases such as severe malaria, dehydration secondary to diarrhea and complications of severe malnutrition contributed to reduction in mortality. Strengthened surveillance and other disease prevention efforts have contributed to early case detection and treatment. However, it is worth noting that all mortality that occurred in some camps may not have been reported and reduced the mortality indicators.

#### **Morbidity indicators**

**Diarrhea:** The incidence of diarrheal diseases remained high in Kule and Pugnido camps due to multiple factors including inadequate water supply, lower latrine coverage and poor hygiene practice. Heavy rains also worsen sanitation situation in the camps as latrines are filled with water and overflowed into water collections where children can go for playing.

**Malaria:** Malaria incidence rates have increased in all refugee locations and Kule was the only location being affected the most with crude incidence of 88.5 cases/1000 population. The malaria prevention and control effort such as mosquito net distribution was undertaken back in 2015 and now vulnerable groups such as children under 5 years of age and pregnant women are receiving mosquito bed nets in all camps.

#### **Vaccination:**

No arrival vaccination has been conducted at the entry points since there has been no new arrivals crossing the border.