

Thursday 04<sup>th</sup> August 2016

# Burundian Refugees in Rwanda

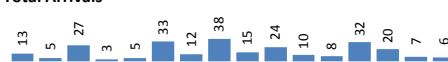


## Registration Statistics

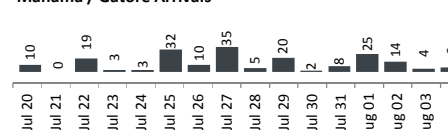
Registered from 02-04 Aug	
Mahama	173
Kigali	-
Nyagatare	-
<b>Total</b>	<b>173</b>


Camp / Reception Centre Population		
Bugesera*	747	429
Nyanza*	275	144
Nyagatare*	73	32
Mahama	49,703	18,635
Gatore*	161	98
Kigali	26,339	12,482
Huye	3,098	1,128
<b>Total</b>	<b>80,396</b>	<b>32,948</b>

## Total Arrivals



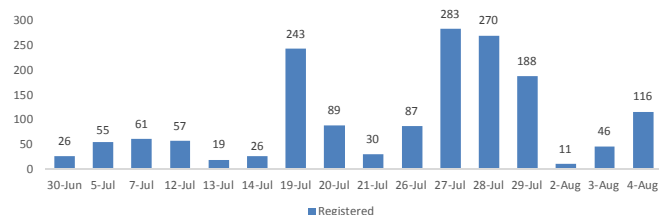
## Mahama / Gatore Arrivals



	<b>80,396</b>	<b>Total Active Refugees</b>
	<b>79,406</b>	Registered L2
	<b>990</b>	Registered L1**
	<b>6,244</b>	Temporarily Inactivated***
	<b>86,640</b>	Active + Inactive Refugees

Nyanza Arrivals : 0 Bugesera Arrivals : 0 Rusizi Arrivals : 0

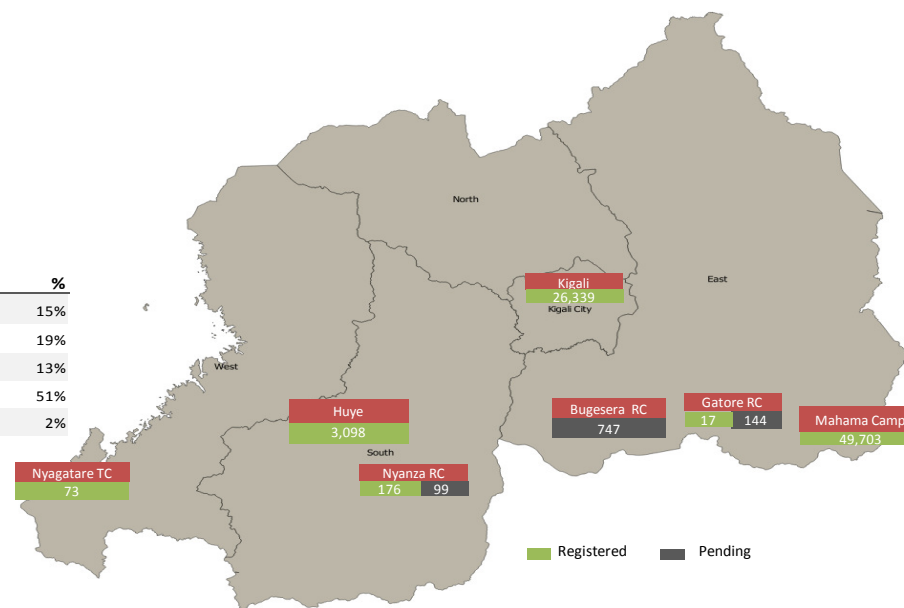
## Daily Registration Trends



Area of Origin	
Kirundo	33,179
Bujumbura Mairie	28,717
Muyinga	7,016
Ngozi	2,864
Karuzi	1,199
Kayanza	918
Cibitoke	562
Gitega	479
Ruyigi	405
Bubanza	381
Others	3,686
<b>Total</b>	<b>79,406</b>

Age Cohort	Female	Male	Total	%
0 - 4 years	5,948	6,152	12,100	15%
5 - 11 years	7,375	7,499	14,874	19%
12 - 17 years	4,970	5,339	10,309	13%
18 - 59 years	20,195	20,298	40,493	51%
60 + years	1,056	574	1,630	2%
<b>Total</b>	<b>39,544</b>	<b>39,862</b>	<b>79,406</b>	

Dependants of Burundian refugees-other nationalities			
Origin	Female	Male	Total
Kenya	1	0	1
Uganda	1	0	1
Belgium	1	1	2
Tanzania	2	1	3
Rwanda	210	24	234
<b>Total</b>	<b>215</b>	<b>26</b>	<b>241</b>



\* Source: MIDIMAR. All other sources are UNHCR

\*\* Individuals registered in Nyanza and Bugesera RCs have undergone level 1 biometric registration

\*\*\* Inactivated due to absence at food distribution for 3 or more consecutive months in Sep - Jun (5,175) or spontaneous departure to BDI (1069)

For more information please visit our website: <http://data.unhcr.org/burundi/country.php?id=182>