

# South Sudan - Refugees Statistics

as of 31 August 2016

## KEY FIGURES

**261,280**  
total refugee population



**99%**

Living in camps and settlements

**258,685**



**82%**

Are Women and Children

**66,963**

Households



**1%**

Living in urban areas

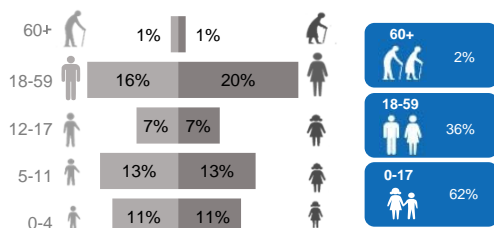
**2,595**



**52%**

Are female

## Age and gender breakdowns

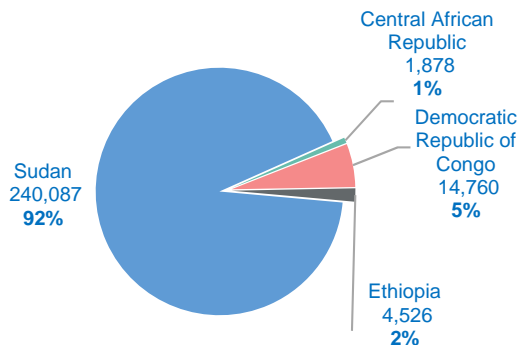


## New arrivals trends

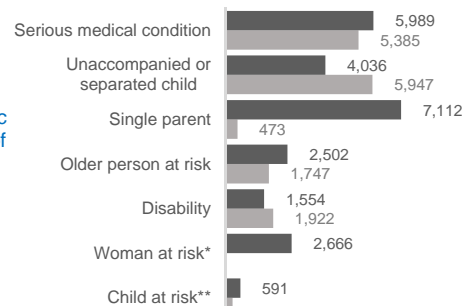
July 2015 – August 2016



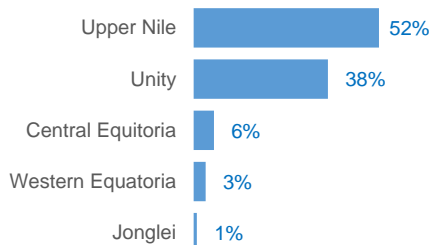
## Main countries of origin



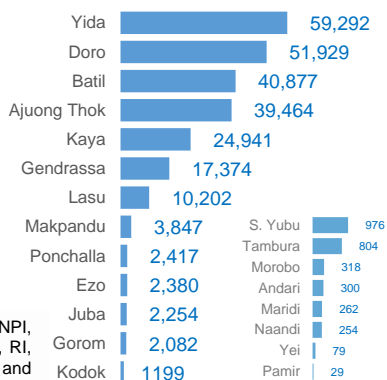
## Main Specific needs



## States hosting refugees



## Refugee locations

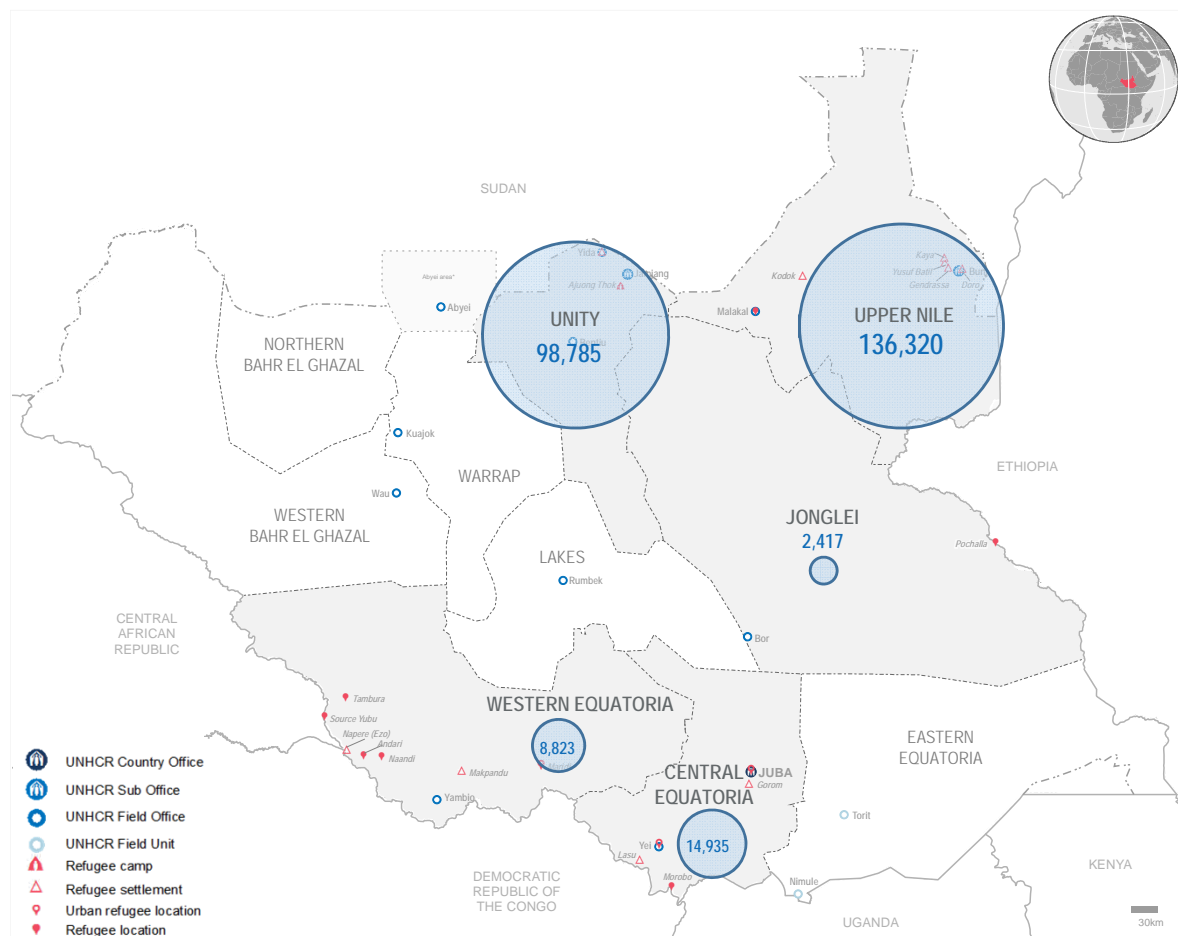


## Our Partners

AAHI, ADRA, AHA, ACROSS, ACTED, CARE, CRA, DNPI, DRC, HDC, HI, IMC, INTERSOS, IRC, LWF, Nile Hope, RI, SP, SCI, TOCH, UMCOR, UNOPS, UN, WAV, WDG and WVI.

Notes: In addition to 261,280 refugees, South Sudan hosts **1,325 asylum seekers** and **1.61 million IDPs\*\*\***

\* Excludes lactating mothers. \*\* Excludes children at risk of not attending school \*\*\* OCHA figure (end of July 2016)



- UNHCR Country Office
- UNHCR Sub Office
- UNHCR Field Office
- UNHCR Field Unit
- Refugee camp
- Refugee settlement
- Urban refugee location
- Refugee location

30km

South Sudan Refugee statistics: Population by Location, Sex and Age Group

as of the 31st of August 2016



State	Location	0 - 4 years			5 - 11 years			12 - 17 years			18 - 59 years			60 years +			Total			Households		
		F	M	Total	F	M	Total	F	M	Total	F	M	Total	F	M	Total	F	M	Total	F	M	Total
Upper Nile	Doro	6,522	6,979	13,501	6,457	6,700	13,157	3,353	3,678	7,031	9,857	7,252	17,109	614	517	1,131	26,803	25,126	51,929	6,324	5,663	11,987
	Kaya	2,704	2,880	5,584	3,195	3,119	6,314	1,652	1,581	3,233	5,097	3,787	8,884	406	520	926	13,054	11,887	24,941	2,765	3,181	5,946
	Yusuf Batil	4,628	4,930	9,558	5,307	5,319	10,626	2,606	2,579	5,185	8,066	5,812	13,878	724	906	1,630	21,331	19,546	40,877	4,233	4,954	9,187
	Gendrassa	1,827	1,931	3,758	2,216	2,194	4,410	1,130	1,138	2,268	3,566	2,783	6,349	258	331	589	8,997	8,377	17,374	1,957	2,233	4,190
	Kodok	112	110	222	207	192	399	68	52	120	236	177	413	20	25	45	643	556	1,199	243	118	361
	Total	15,793	16,830	32,623	17,382	17,524	34,906	8,809	9,028	17,837	26,822	19,811	46,633	2,022	2,299	4,321	70,828	65,492	136,320	15,522	16,149	31,671
Unity State	Ajounk Thok	3,741	3,775	7,516	4,185	4,254	8,439	2,471	3,077	5,548	7,969	9,421	17,390	305	266	571	18,671	20,793	39,464	6,368	6,984	13,352
	Pamir	0	3	3	1	5	6	2	2	4	2	14	16	0	0	0	5	24	29	2	12	14
	Yida	6,015	6,039	12,054	9,482	9,591	19,073	5,257	4,257	9,514	12,508	5,155	17,663	607	381	988	33,869	25,423	59,292	9,461	3,449	12,910
	Total	9,756	9,817	19,573	13,668	13,850	27,518	7,730	7,336	15,066	20,479	14,590	35,069	912	647	1,559	52,545	46,240	98,785	15,831	10,445	26,276
Central Equatoria	Gorom	156	190	346	250	250	500	127	145	272	439	497	936	20	8	28	992	1,090	2,082	317	460	777
	Juba	90	123	213	157	143	300	57	52	109	299	1,289	1,588	4	40	44	607	1,647	2,254	137	1,377	1,514
	Lasu	964	984	1,948	1,272	1,277	2,549	796	796	1,592	1,991	1,832	3,823	189	101	290	5,212	4,990	10,202	1,382	1,454	2,836
	Morobo	37	31	68	42	54	96	21	27	48	57	41	98	3	5	8	160	158	318	38	41	79
	Yei	0	0	0	1	2	3	0	2	2	10	64	74	0	0	0	11	68	79	10	66	76
	Total	1,247	1,328	2,575	1,722	1,726	3,448	1,001	1,022	2,023	2,796	3,723	6,519	216	154	370	6,982	7,953	14,935	1,884	3,398	5,282
Jonglei State	Pochalla	152	162	314	267	281	548	325	348	673	622	214	836	34	12	46	1,400	1,017	2,417	525	143	668
	Total	152	162	314	267	281	548	325	348	673	622	214	836	34	12	46	1,400	1,017	2,417	525	143	668
Western Equatoria	Andari	34	31	65	30	35	65	13	10	23	78	52	130	7	10	17	162	138	300	60	60	120
	Ezo	142	145	287	210	213	423	159	169	328	749	460	1,209	72	61	133	1,332	1,048	2,380	520	399	919
	Makpandu	385	372	757	482	422	904	219	238	457	814	803	1,617	58	54	112	1,958	1,889	3,847	532	739	1,271
	Maridi	8	12	20	43	38	81	18	19	37	52	71	123	0	1	1	121	141	262	42	64	106
	Naandi	23	23	46	36	33	69	14	18	32	48	47	95	6	6	12	127	127	254	39	44	83
	Source yubu	76	96	172	132	140	272	52	61	113	262	134	396	13	10	23	535	441	976	196	125	321
	Tambura	84	100	184	137	113	250	31	41	72	189	103	292	5	1	6	446	358	804	149	97	246
	Total	752	779	1,531	1,070	994	2,064	506	556	1,062	2,192	1,670	3,862	161	143	304	4,681	4,142	8,823	1,538	1,528	3,066
Grand total		27,700	28,916	56,616	34,109	34,375	68,484	18,371	18,290	36,661	52,911	40,008	92,919	3,345	3,255	6,600	136,436	124,844	261,280	35,300	31,663	66,963

South Sudan Statistics: Population by Country of Origin, Sex and Age Group



as of 31st August 2016

Country of Origin	Settlement	Households (HHs)			Persons																	
		Total HHs	Female headed		0 - 4 years			5 - 11 years			12 - 17 years			18 - 59 years			60 years +			Total		
			HHs	%	F	M	T	F	M	T	F	M	T	F	M	T	F	M	T	F	M	T
CENTRA AFRICAN REPUBLIC	Andari	1	-	0%	0	0	0	0	0	0	0	0	0	0	1	1	0	0	0	0	1	1
	Ezo	13	7	54%	1	4	5	2	4	6	4	5	9	10	6	16	1	1	2	18	20	38
	Makpandu	54	12	22%	4	7	11	9	9	18	0	5	5	22	38	60	0	5	5	35	64	99
	Naandi	7	4	57%	0	5	5	2	2	4	0	0	0	5	3	8	0	0	0	7	10	17
	SourceYubu	309	188	61%	74	96	170	126	138	264	52	59	111	253	131	384	12	9	21	517	433	950
	Tambura	232	141	61%	80	96	176	134	110	244	31	41	72	180	97	277	3	1	4	428	345	773
	Total	616	352	57%	159	208	367	273	263	536	87	110	197	470	276	746	16	16	32	1,005	873	1,878
DEMOCRATIC REPUBLIC OF THE CONGO	Andari	120	60	50%	34	31	65	30	35	65	13	10	23	78	51	129	7	10	17	162	137	299
	Ezo	906	513	57%	141	141	282	208	209	417	155	164	319	739	454	1,193	71	60	131	1,314	1,028	2,342
	Juba	3	-	0%	-	-	-	-	-	-	-	-	-	-	2	2	-	1	1	-	3	3
	Lasu	2,246	1,222	54%	811	820	1,631	991	1,001	1,992	633	604	1,237	1,736	1,272	3,008	187	95	282	4,358	3,792	8,150
	Makpandu	1,131	492	44%	352	320	672	418	364	782	192	213	405	727	662	1,389	58	48	106	1,747	1,607	3,354
	Morobo	79	38	48%	37	31	68	42	54	96	21	27	48	57	41	98	3	5	8	160	158	318
	Naandi	76	35	46%	23	18	41	34	31	65	14	18	32	43	44	87	6	6	12	120	117	237
	SourceYubu	12	8	67%	2	-	2	6	2	8	-	2	2	9	3	12	1	1	2	18	8	26
	Tambura	14	8	57%	4	4	8	3	3	6	-	-	-	9	6	15	2	-	2	18	13	31
	Total	4,587	2,376	52%	1,404	1,365	2,769	1,732	1,699	3,431	1,028	1,038	2,066	3,398	2,535	5,933	335	226	561	7,897	6,863	14,760
ETHIOPIA	Doro	1	1	100%	-	-	-	-	-	-	-	-	-	1	-	1	-	-	-	1	-	1
	Gorom	777	317	41%	156	190	346	250	250	500	127	145	272	438	497	935	20	8	28	991	1,090	2,081
	Juba	19	5	26%	1	1	2	1	3	4	-	-	-	8	13	21	-	-	-	10	17	27
	Ponchalla	668	525	79%	152	162	314	267	281	548	325	348	673	622	214	836	34	12	46	1,400	1,017	2,417
	Total	1,465	848	58%	309	353	662	518	534	1,052	452	493	945	1,069	724	1,793	54	20	74	2,402	2,124	4,526
SUDAN	Ajuong Thok	13,352	6,368	48%	3,741	3,775	7,516	4,185	4,254	8,439	2,471	3,077	5,548	7,969	9,421	17,390	305	266	571	18,671	20,793	39,464
	Batil	9,187	4,233	46%	4,628	4,930	9,558	5,307	5,319	10,626	2,606	2,579	5,185	8,066	5,812	13,878	724	906	1,630	21,331	19,546	40,877
	Doro	11,986	6,323	53%	6,522	6,979	13,501	6,457	6,700	13,157	3,353	3,678	7,031	9,856	7,252	17,108	614	517	1,131	26,802	25,126	51,928
	Gendrassa	4,190	1,957	47%	1,827	1,931	3,758	2,216	2,194	4,410	1,130	1,138	2,268	3,566	2,783	6,349	258	331	589	8,997	8,377	17,374
	Juba	1,467	133	9%	89	121	210	156	139	295	57	52	109	288	1,254	1,542	4	38	42	594	1,604	2,198
	Kaya	5,946	2,765	47%	2,704	2,880	5,584	3,195	3,119	6,314	1,652	1,581	3,233	5,097	3,787	8,884	406	520	926	13,054	11,887	24,941
	Kodok	361	243	67%	112	110	222	207	192	399	68	52	120	236	177	413	20	25	45	643	556	1,199
	Lasu	590	160	27%	153	164	317	281	276	557	163	192	355	254	560	814	2	6	8	853	1,198	2,051
	Makpandu	85	28	33%	29	45	74	55	49	104	27	20	47	65	102	167	-	1	1	176	217	393
	Maridi	106	42	40%	8	12	20	43	38	81	18	19	37	52	71	123	-	1	1	121	141	262
	Pamir	14	2	14%	-	3	3	1	5	6	2	2	4	2	14	16	-	-	-	5	24	29
	Yei	76	10	13%	-	-	-	1	2	3	-	2	2	10	64	74	-	-	-	11	68	79
	Yida	12,910	9,461	73%	6,015	6,039	12,054	9,482	9,591	19,073	5,257	4,257	9,514	12,508	5,155	17,663	607	381	988	33,869	25,423	59,292
	Total	60,270	31,725	53%	25,828	26,989	52,817	31,586	31,878	63,464	16,804	16,649	33,453	47,969	36,452	84,421	2,940	2,992	5,932	125,127	114,960	240,087
UGANDA*	Gorom	-	-	0%	-	-	-	-	-	-	-	-	-	1	-	1	-	-	-	1	-	1
	Lasu	-	-	0%	-	-	-	-	-	-	-	-	-	1	-	1	-	-	-	1	-	1
	Total	-	-	0%	-	-	-	-	-	-	-	-	-	2	-	2	-	-	-	2	-	2
SOMALIA SYRIA BURUNDI EGYPT RWANDA ERITREA	Juba	3	-	0%	-	-	-	-	-	-	-	-	-	-	3	3	-	-	-	-	3	3
	Juba	3	-	0%	-	-	-	-	-	-	-	-	-	-	3	3	-	-	-	-	3	3
	Juba	2	-	0%	-	-	-	-	-	-	-	-	-	-	2	2	-	-	-	-	2	2
	Juba	1	-	0%	-	-	-	-	-	-	-	-	-	-	1	1	-	-	-	-	1	1
	Makpandu	1	-	0%	-	-	-	-	-	-	-	-	-	-	1	1	-	-	-	-	1	1
	Juba	15	-	0%	-	1	1	-	1	1	-	-	-	3	11	14	-	1	1	3	14	17
	Total	25	-	0%	-	1	1	-	1	1	-	-	-	3	21	24	-	1	1	3	24	27
Grand Total		66,963	35,301	53%	27,700	28,916	56,616	34,109	34,375	68,484	18,371	18,290	36,661	52,911	40,008	92,919	3,345	3,255	6,600	136,436	124,844	261,280

\* Refers to spouses in mixed nationality marriages