

Total Active Registered Syrians **656,270**



Urban

514,751

78.4%



Camps

141,519

21.6%

Standard Age and Gender

Age	0-4	5-11	12-17	18-35	36-59	60+	Total	%
Female	51,378	70,097	42,908	98,010	56,099	13,978	332,470	50.7%
Male	54,322	74,115	45,386	92,126	47,897	9,954	323,800	49.3%
Total	105,700	144,212	88,294	190,136	103,996	23,932	656,270	100%
	16.1%	22.0%	13.5%	29.0%	15.8%	3.6%		

Place of Origin

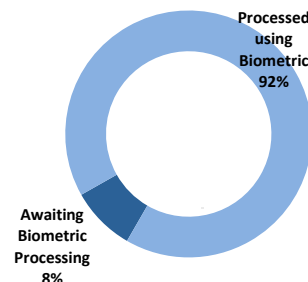
Dar'a	277,148	42.2%
Homs	105,593	16.1%
Rural Damascus	78,244	11.9%
Aleppo	65,000	9.9%
Damascus	48,970	7.5%
Hama	33,080	5.0%
Ar-raqqa	15,707	2.4%
Idleb	10,603	1.6%
Deir-ez-zor	6,244	1.0%
Al-hasakeh	4,986	0.8%
Quneitra	2,833	0.4%
As-sweida	1,420	0.2%
Lattakia	1,299	0.2%
Tartous	356	0.1%
Other	4,787	0.7%

Specific Needs

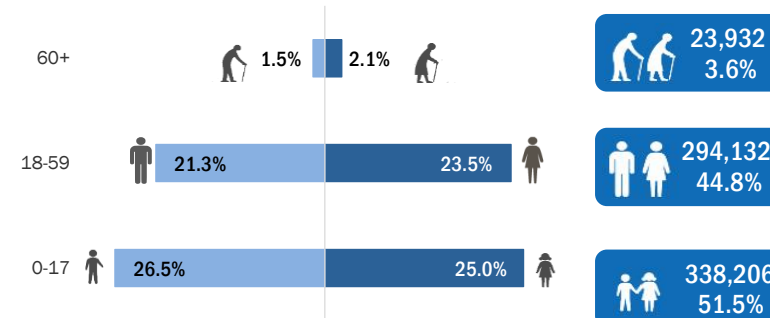
Child at risk	50,282	7.7%
Specific legal and physical protection needs	49,198	7.5%
Serious medical condition	42,603	6.5%
Woman at risk	24,117	3.7%
Single parent	21,416	3.3%
Disability	17,786	2.7%
Older person at risk	5,874	0.9%
Unaccompanied or separated child	4,758	0.7%
Total	216,034	32.9%

* An individual can have more than one specific need

Biometric Statistics (IRIS)



Age-Gender Breakdown



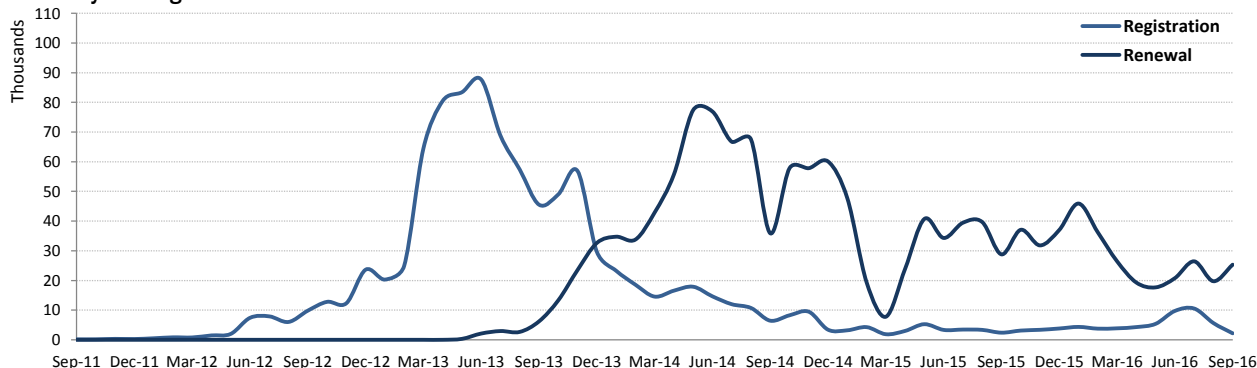
Arrivals

Pre-2011	10,173	1.6%
2011	22,506	3.4%
2012	174,139	26.5%
2013	299,656	45.7%
2014	81,075	12.4%
2015	33,306	5.1%
2016	35,415	5.4%

Registration Trend

2011	2,360	0.2%
2012	129,338	12.9%
2013	665,205	66.2%
2014	121,386	12.1%
2015	41,042	4.1%
2016	45,620	4.5%

Syrian Registration Trend since 01 March 2011



UNHCR Registered Syrians

