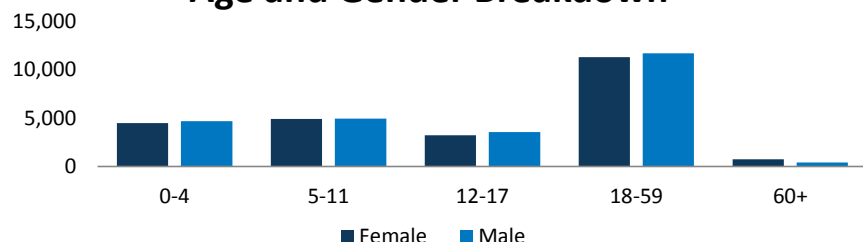



TOTAL REGISTERED REFUGEES AND ASYLUM SEEKERS
49,937
Age and Gender Breakdown

AGE AND GENDER BREAKDOWN

Age	0-4	5-11	12-17	18-59	60+	Total	%
Female	4,481	4,890	3,231	11,311	737	24,650	49%
Male	4,686	4,947	3,552	11,698	404	25,287	51%
Total	9,167	9,837	6,783	23,009	1,141	49,937	
%	18.4%	19.7%	13.6%	46.1%	2.3%	100%	

Children

51.6%
25,787
18-59

46.1%
23,009
60+

2.3%
1,141
AREA OF ORIGIN

Kirundo	31,776	64%
Muyinga	6,967	14%
Bujumbura Mairie	3,746	8%
Ngozi	2,291	5%
Karuzi	1,083	2%
Others	4,074	8%

SPECIFIC NEEDS

Child at risk	7	0%
Disability	334	10%
Family unity	166	5%
Older person at risk	718	21%
Serious medical condition	397	11%
Single parent	56	2%
Specific legal and physical protection needs	197	6%
Torture	13	0%
Unaccompanied or separated child	1,531	44%
Woman at risk	45	1%

Inactivated Due to missed 3 consecutive cycles of General Food Distribution

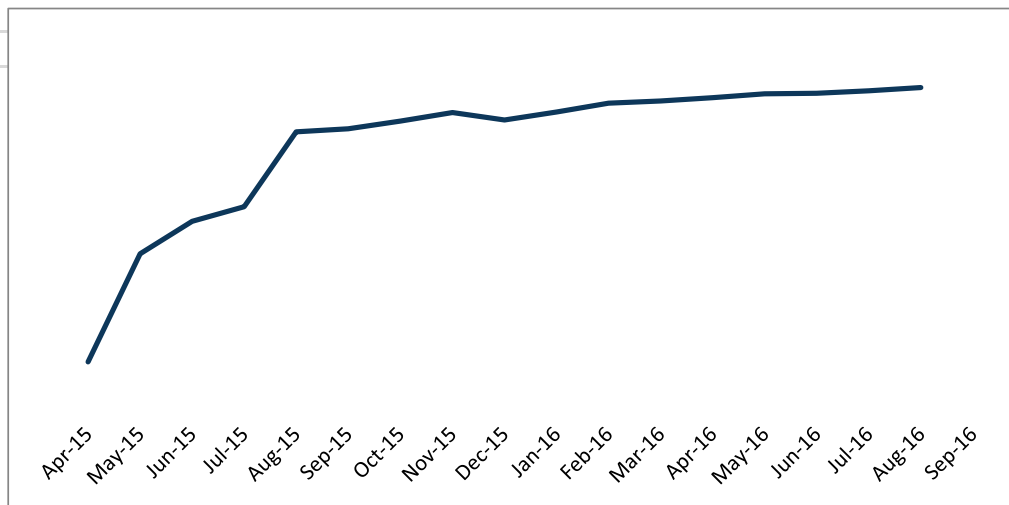
Months	Households	Individuals
September	145	342
October	150	358
November	1,212	1,317
December	531	751
January to May	1,779	2,163
June	140	394
July	76	91
August	103	166
September	514	770

Reactivation after Inactivated due to missing 3 consecutive cycles

Months/ Year	Households	Individuals
Oct/Nov/Dec 2015	29	52
January to August	369	529
September	30	58

POPULATION TRENDS

Month	Total	Month	Total
Apr-15	6,855	August	50,077
May-15	23,843	September	49,937
Jun-15	28,984		
Jul-15	31,271		
Aug-15	43,034		
Sep-15	43,508		
Oct-15	44,750		
Nov-15	46,075		
Dec-15	44,925		
Jan-16	46,166		
Feb-16	47,541		
Mar-16	47,908		
Apr-16	48,411		
May-16	49,035		
Jun-16	49,105		
Jul-16	49,496		



AGE AND GENDER BREAKDOWN

Age Cohort	Female	Male	Total
0 - 5	5330	5579	10909
6 - 12	4496	4544	9040
10 - 14	2917	3037	5954
15 - 19	2531	2763	5294
13 - 18	3240	3494	6734
20 - 24	2534	2807	5341
19 -59	10847	11266	22113
60+	737	404	1141

Total number Registered from 23rd to 29th September Level2

Female	Male	Total
62	94	156

*WRA: Women in Reproductive Age

Age Cohort	Female	Male
0-6 months	670	662
0-9 months	918	904
6-23 months	1457	1487
0-12 months	1133	1153
0-35 months	2916	3010
0-2 years	2916	3010
3 yrs	746	805
4-5 years	1668	1764
6 years	743	698
7 -12 years	3753	3846

WRA*(12-49) For Pads

13,644

WRA*(15-49)

11,947

Families		
Size	Total	%
1	8058	44.14%
2	2296	12.58%
3	2281	12.49%
4	1821	9.97%
5	1565	8.57%
6	1062	5.82%
7	608	3.33%
8	327	1.79%
9	153	0.84%
10	60	0.33%
11	20	0.11%
12	5	0.03%
13	1	0.01%
Total	18,257	100.0%