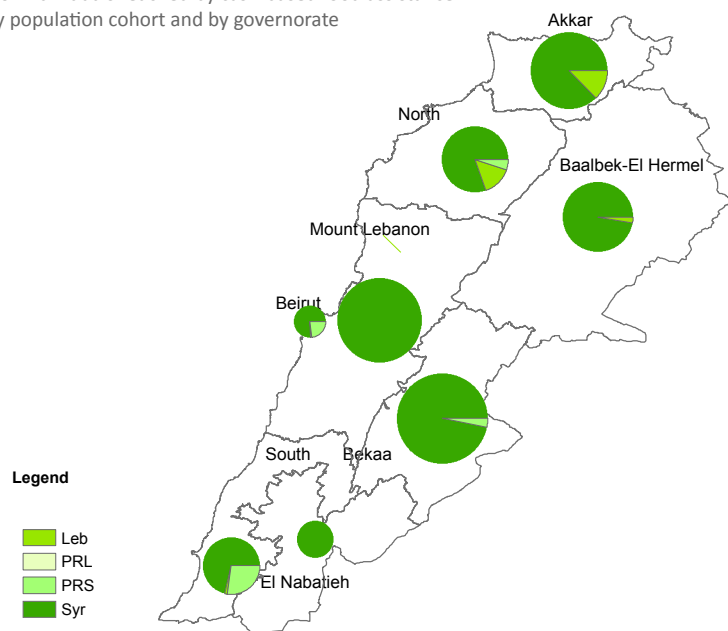




## Food Security Sector-Crisis Response (August-2016)

# of Individuals reached by cash-based food assistance by population cohort and by governorate

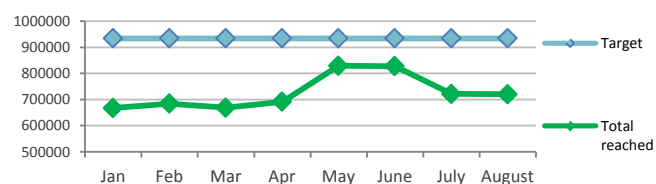


Total pop Targeted 1.1 m  
Total pop Reached (Jan-Aug) 871,827



Funds Required \$473.5 m  
Funds Received \$214.7 m

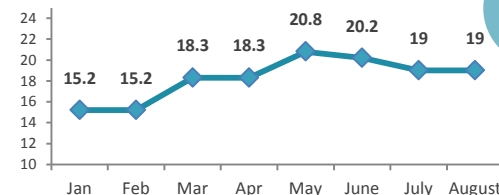
### #Individuals reached with food assistance



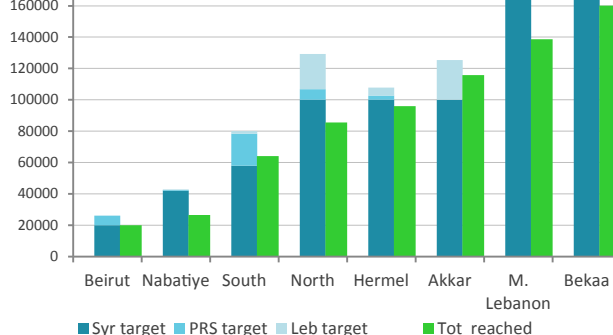
### # of vulnerable people reached with in-kind food assistance



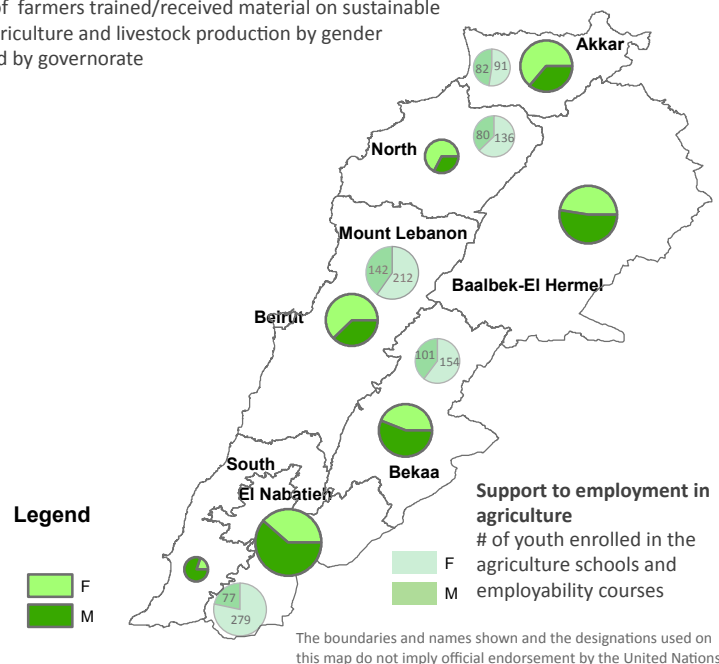
### Money Injected in Million \$



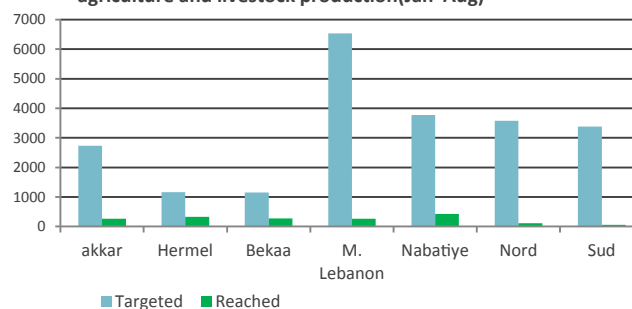
### # of Individuals reached with cash-based food assistance by governorate



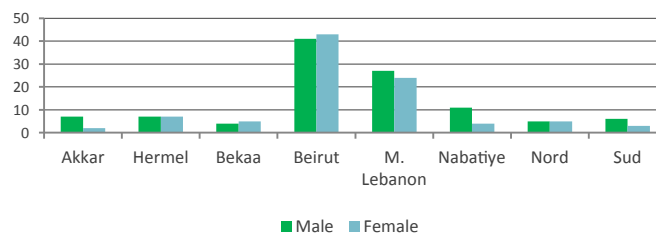
# of farmers trained/received material on sustainable agriculture and livestock production by gender and by governorate



### # of farmers trained/received material on sustainable agriculture and livestock production(Jan-Aug)

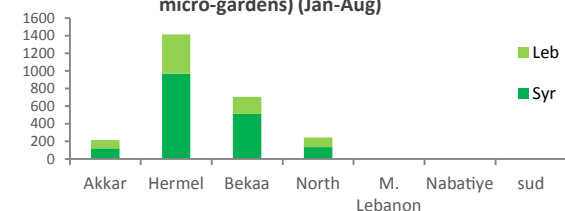


### # of national institution staff trained(Jan-Aug)



### Micro-gardens

#### # of Individuals supported with nutritional practices(including trainings and creation of micro-gardens) (Jan-Aug)



#### # of new gardens created and provided with new equipment



Data Source: Food Security Sector partners reporting on ActivityInfo

ACF, AVSI, CLMC, DRC, FAO, IOCC, IR Lebanon, Intersos, Lebanese Red Cross, MCC, Mercy Corps, MOA, MoSA, NearEastFoundation, PU-AMI, QRC, SCI, SHEILD, Triumphant Mercy, UNDP, UNRWA, URDA, WVI, WFP.