

Total Active Registered Syrians **655,483**



Urban

513,996

78.4%



Camps

141,487

21.6%

Standard Age and Gender

Age	0-4	5-11	12-17	18-35	36-59	60+	Total	%
Female	51,313	70,030	42,818	97,817	56,094	13,977	332,049	50.7%
Male	54,266	73,994	45,311	92,042	47,885	9,936	323,434	49.3%
Total	105,579	144,024	88,129	189,859	103,979	23,913	655,483	100%
	16.1%	22.0%	13.4%	29.0%	15.9%	3.6%		

Place of Origin

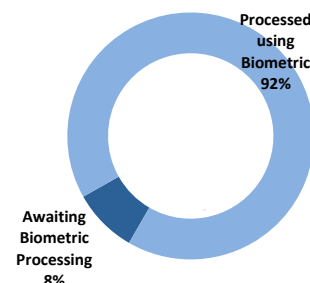
Dar'a	276,620	42.2%
Homs	105,265	16.1%
Rural Damascus	78,151	11.9%
Aleppo	65,052	9.9%
Damascus	48,972	7.5%
Hama	33,114	5.1%
Ar-raqqa	15,728	2.4%
Idlib	10,612	1.6%
Deir-ez-zor	6,260	1.0%
Al-hasakeh	4,987	0.8%
Quneitra	2,827	0.4%
As-sweida	1,437	0.2%
Lattakia	1,299	0.2%
Tartous	356	0.1%
Other	4,803	0.7%

Specific Needs

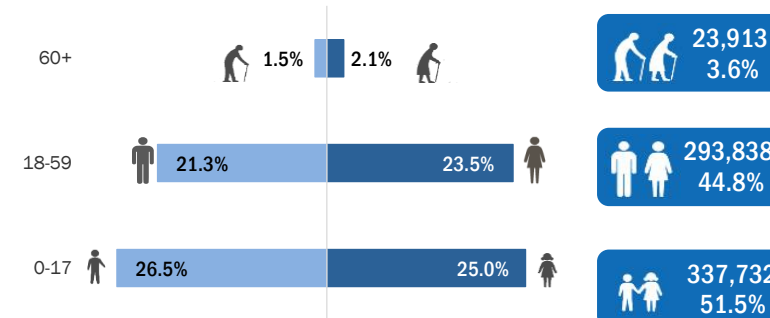
Child at risk	50,286	7.7%
Specific legal and physical protection needs	48,767	7.4%
Serious medical condition	42,834	6.5%
Woman at risk	23,869	3.6%
Single parent	21,398	3.3%
Disability	17,828	2.7%
Older person at risk	5,883	0.9%
Unaccompanied or separated child	4,745	0.7%
Total	215,610	32.9%

* An individual can have more than one specific need

Biometric Statistics (IRIS)



Age-Gender Breakdown



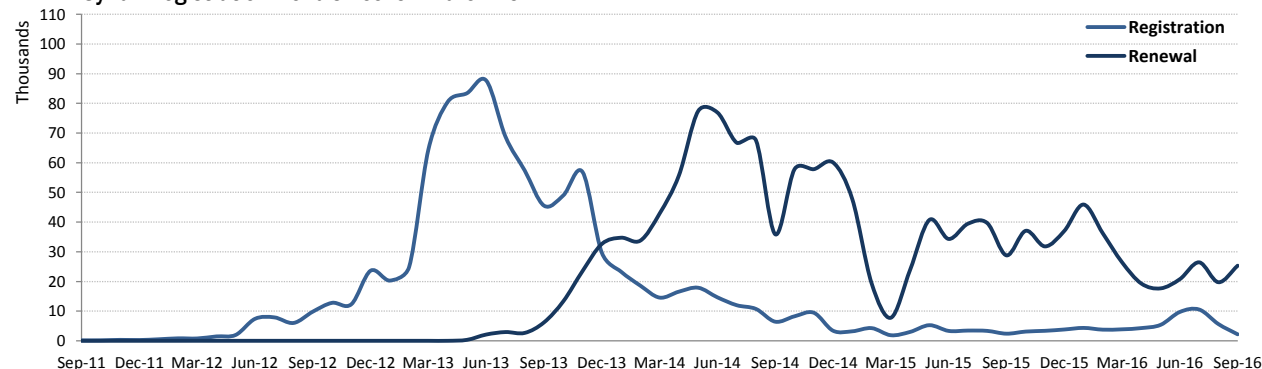
Arrivals

Pre-2011	10,195	1.6%
2011	22,474	3.4%
2012	173,492	26.5%
2013	298,840	45.6%
2014	80,914	12.3%
2015	33,291	5.1%
2016	36,277	5.5%

Registration Trend

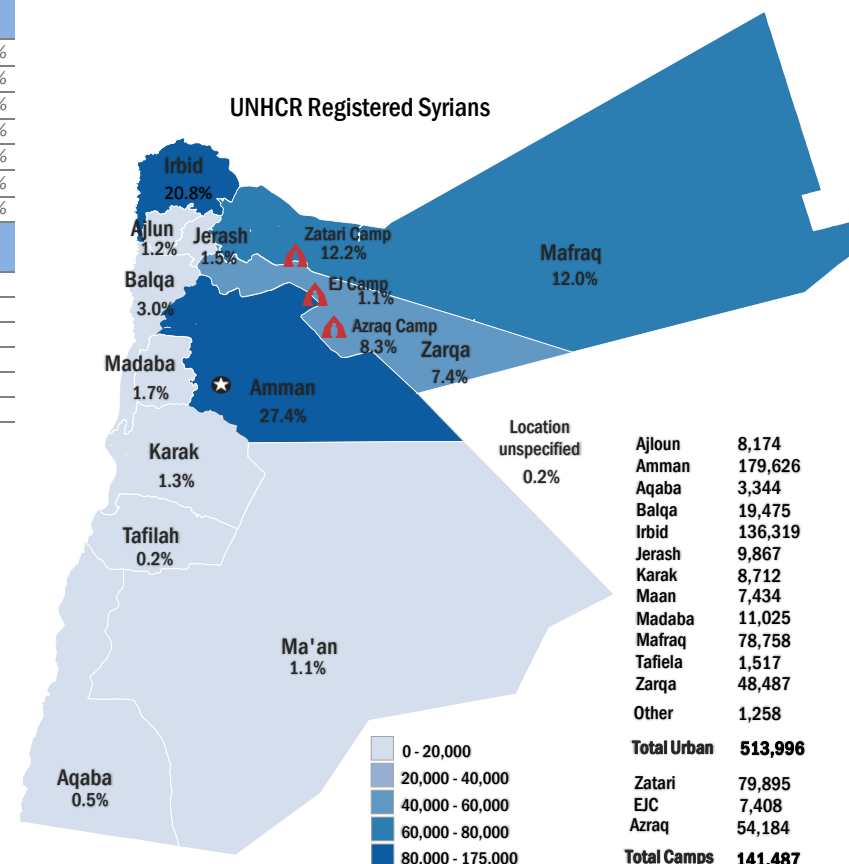
2011	2,360	0.2%
2012	129,338	12.9%
2013	665,205	66.1%
2014	121,385	12.1%
2015	41,042	4.1%
2016	46,757	4.6%

Syrian Registration Trend since 01 March 2011



Interagency Portal: <http://data.unhcr.org/Syrianrefugees>
 UNHCR on the web: <http://www.unhcr.org>
 UNHCR on Social network: <http://www.facebook.com/UNHCRJordan>; http://twitter.com/And_Harper; <http://twitter.com/ZaatariCamp>
 DAG Jordan

UNHCR Registered Syrians



* Coloured map only reflects refugees living outside camps.