

# Burundian Refugees in Rwanda

## Registration Statistics

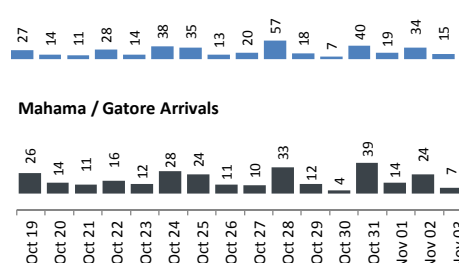
Registered 01-03 Nov 2016

Mahama	208
Kigali	
Nyagatare	
<b>Total</b>	<b>208</b>

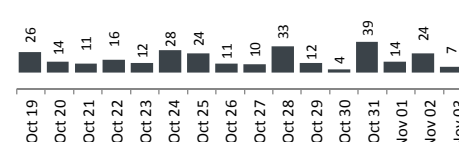
Camp / Reception Centre Population

Bugesera*	65	29
Nyanza*	65	28
Nyagatare*	4	2
Mahama	51,162	18,663
Gatore*	377	310
Kigali	26,642	12,671
Huye	3,200	1,179
<b>Total</b>	<b>81,515</b>	<b>32,882</b>

## Total Arrivals



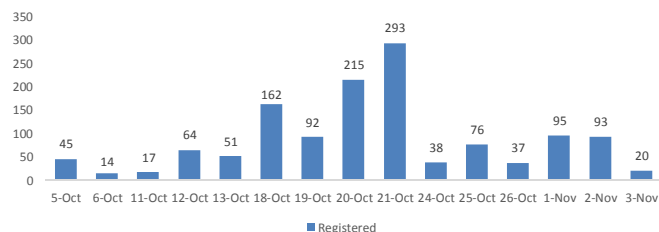
## Mahama / Gatore Arrivals



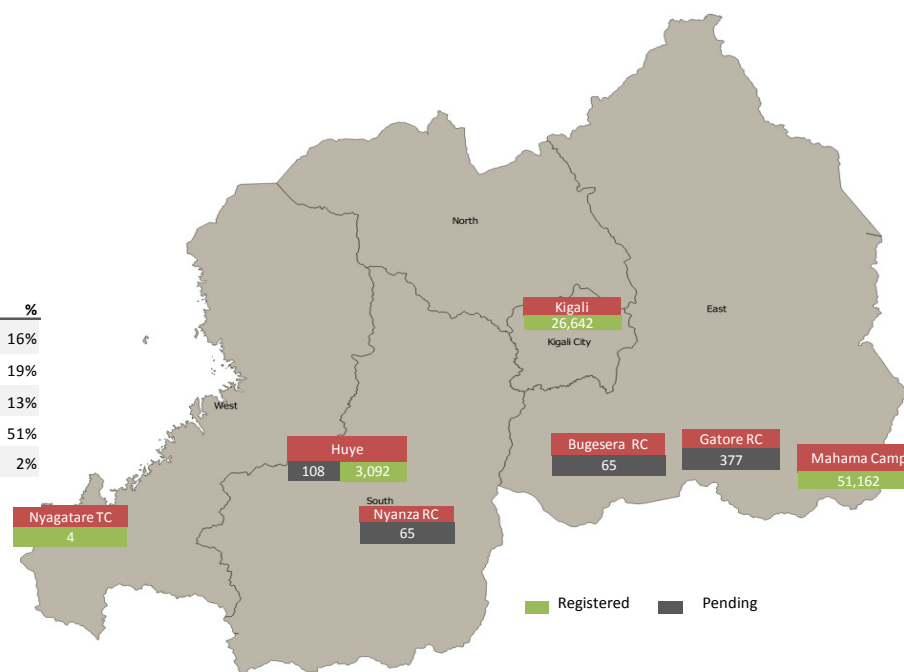
<b>81,515</b>	<b>Total Active Refugees</b>
<b>80,900</b>	Registered L2
<b>615</b>	Registered L1**
<b>7,558</b>	Temporarily Inactivated***
<b>89,073</b>	Active + Inactive Refugees

Nyanza Arrivals: 0 Bugesera Arrivals: 8 Rusizi Arrivals: 0

## Daily Registration Trends



Area of Origin	Age Cohort	Female	Male	Total	%	
Kirundo	0 - 4 years	33,809	6,258	6,460	12,718	16%
Bujumbura Mairie	5 - 11 years	29,208	7,485	7,621	15,106	19%
Muyinga	12 - 17 years	7,099	5,053	5,393	10,446	13%
Ngozi	18 - 59 years	2,895	20,409	20,580	40,989	51%
Karuzi	60 + years	1,213	1,064	577	1,641	2%
Kayanza	Total	923	40,269	40,631	80,900	
Cibitoke	Dependants of Burundian Refugees - Other Nationalities					
Ruyigi	Origin	Female	Male	Total		
Gitega	Rwanda	492	252	26	278	
Bubanza	Tanzania	396	2	1	3	
Others	Belgium	3,857	1	1	1	
	Kenya		1	1	1	
	Uganda		1	1	1	
Total	Total	257	27	284		



\* Source: MIDIMAR. All other sources are UNHCR

\*\* Individuals registered in Nyanza and Bugesera RCs have undergone level 1 biometric registration

\*\*\* Inactivated due to absence at food distribution for 3 or more consecutive months in Sep 15 - Oct 16 (6,489) or spontaneous departure to BDI (1069)

For more information please visit our website: <http://data.unhcr.org/burundi/country.php?id=182>