

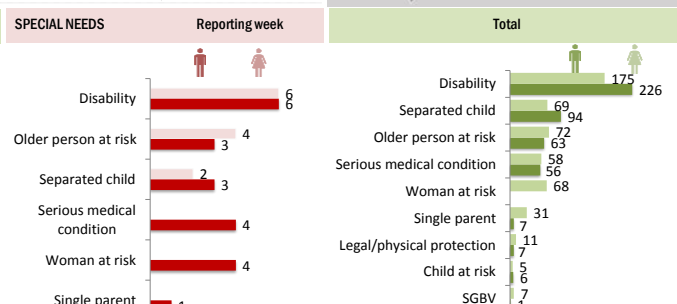
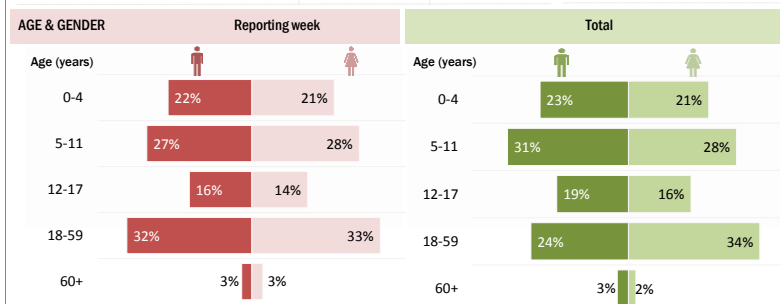
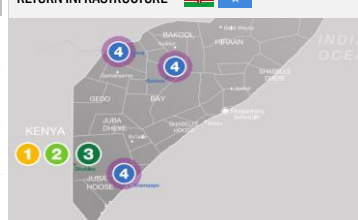
Total reporting period: 1 January 2016 to 27 October 2016

#69

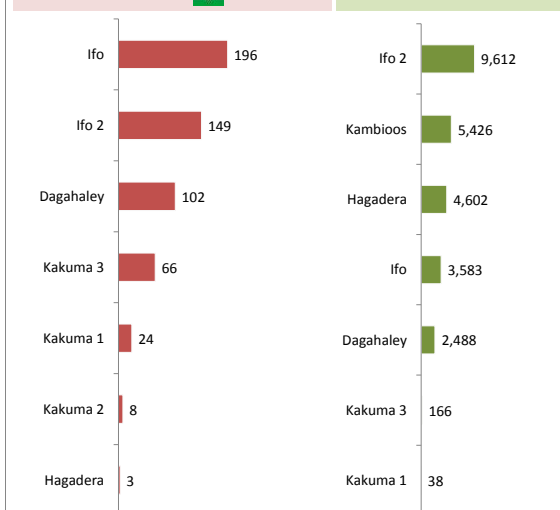
UNHCR Somalia

RETURNS	23 October 27 October 2016	1 Jan 2016 27 October 2016	Total	RETURN ASSISTANCE (ACCUMULATED)	Reporting week	Total
Individuals:	548	25,414	25,962	Livelihood Start Up Grants	36,000	1,745,500
Households (actual):	120	4,918	5,038	Core Relief Items (kits):	120	5,038
Females:	276	12,783	13,059	WFP Food Rations (kg):	9,024 (~ \$16,045)	378,858 (~ \$673,609)
Males:	272	12,631	12,903	UNMAS Mine Risk Education	120	5,038
Persons with special needs:	33	923	956			

RETURN INFRASTRUCTURE

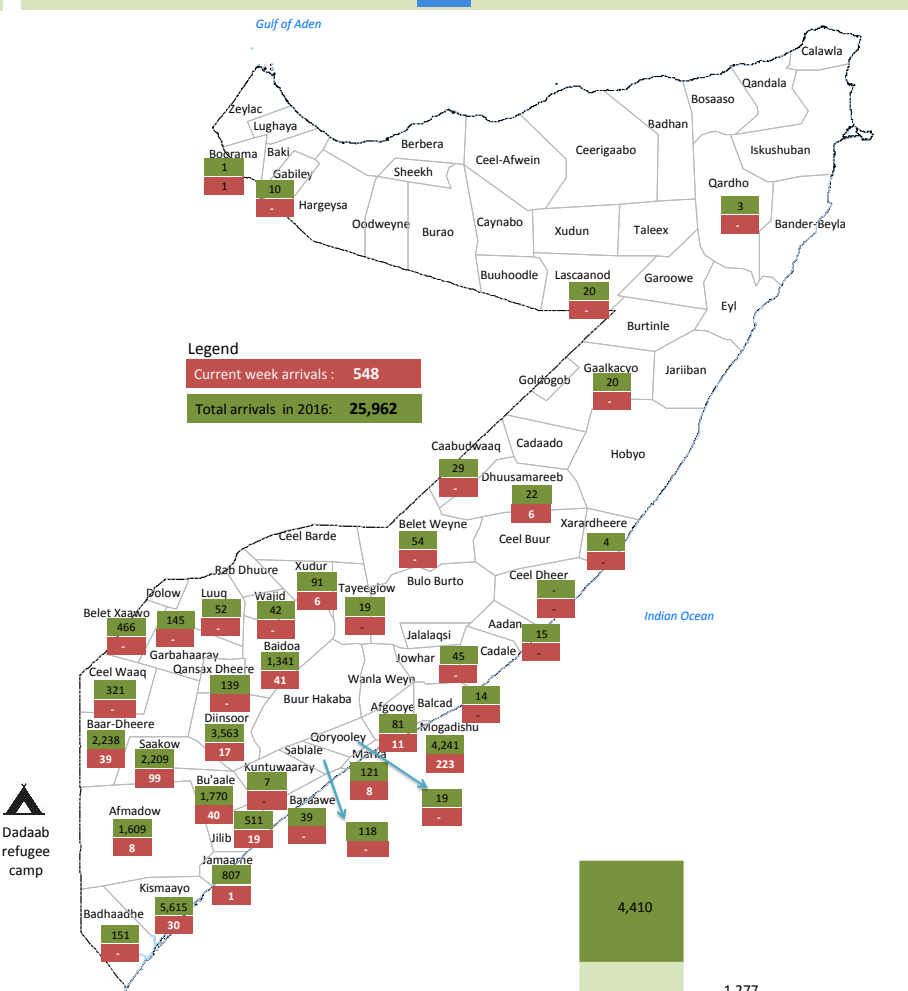


**DEPARTURES FROM KENYA** **Reporting week**

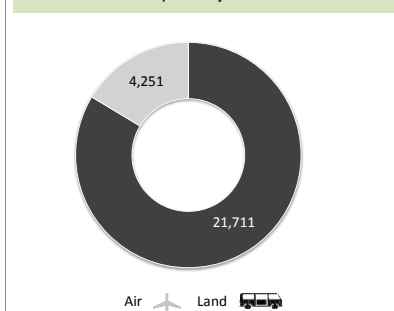


**INTENDED PLACE OF RETURN IN SOMALIA BY DISTRICT (Origin)**

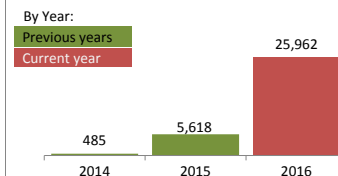
Total Arrivals from 8 Dec 2014 are: **32,065**



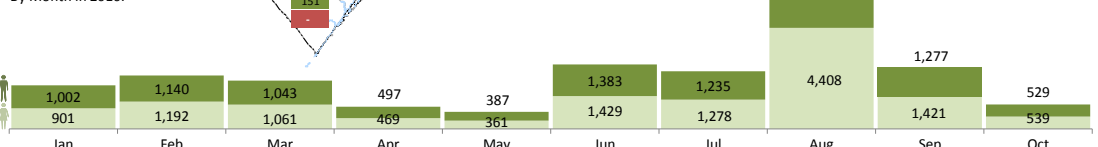
**Total departures by land and air**



**RETURN TREND DECEMBER 2014 - OCTOBER 2016**



**By Month in 2016:**



**Donors contributing to UNHCR Somalia operation [As of OCT 2015]**



Sources: UNHCR (The figures used in this infographic are based on the return manifests)

The boundaries and names shown and the designations used on this map do not imply official endorsement or acceptance by the United Nations.

Contact: [abdullsa@unhcr.org](mailto:abdullsa@unhcr.org)