



Key Facts

2,400 Estimated number of UAC currently in Greece based on referrals to EKKA (as of 2 November)

1,191 Total number of places available in UAC shelters (filled, pending assigned cases as of 2 Nov. including 200 vacant places in the process to be filled)

1,610 Total number of UAC on waiting list for shelter (as of 2 November) including:

- **344** in closed reception facilities
- **22** in protective custody

4,370 Total number of UAC referrals to EKKA from 1 Jan to 2 Nov 2016. Out of the total:

- **3979** boys (91%)
- **391** girls (9%)
- **411** <14 years old (14%)

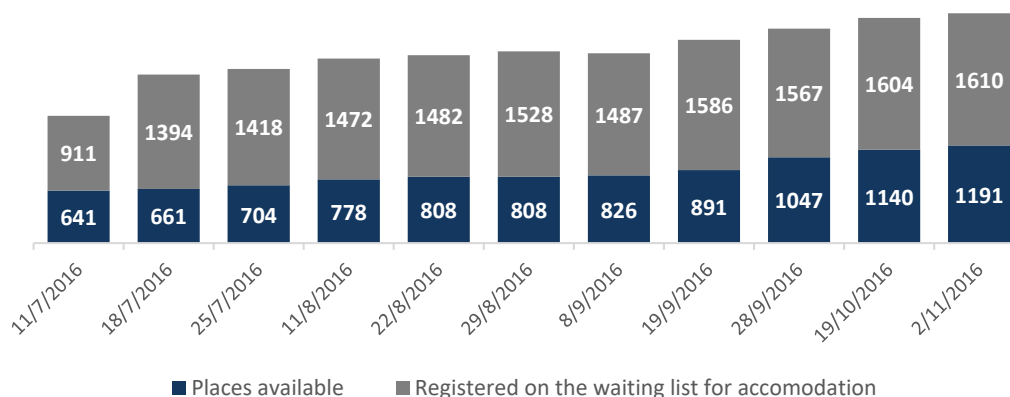
Figures dynamically change and may be adjusted based on verification by EKKA

Situation Update: Unaccompanied Children (UAC) in Greece

2 November 2016

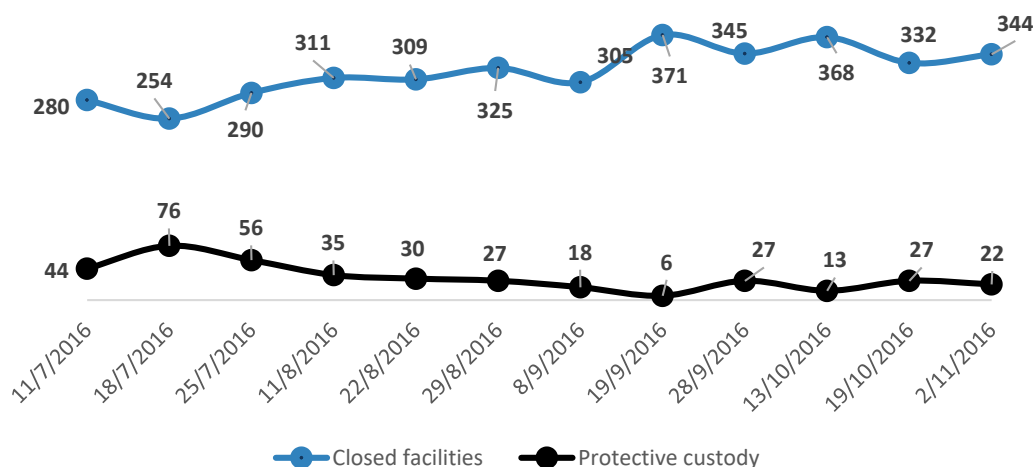
Number of places available in UAC shelters (filled, pending assigned cases) vs. Numbers of additional requests for placement on waiting list

11 July- 2 November 2016



Number of UAC placed in Protective Custody/Closed Facilities

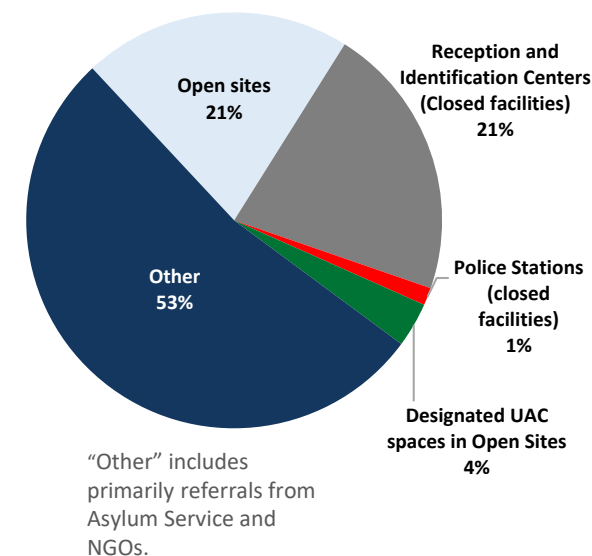
11 July – 2 November, 2016 (based on requests by referral agents)



Percentage of UAC on the waiting list by location

as of 2 November 2016

(based on requests by referral agents*)



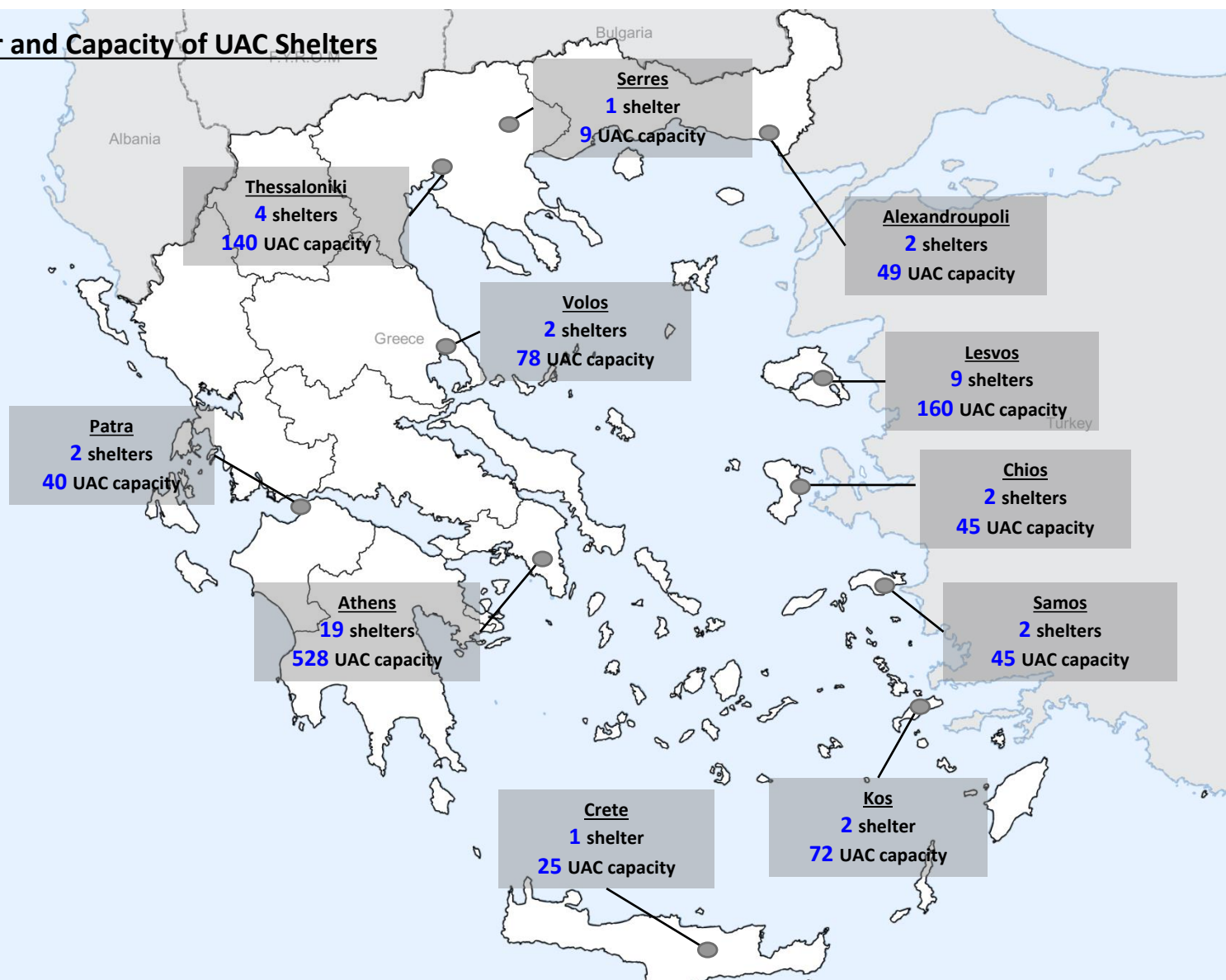
*Referrals to open facilities carried out by referral agents including Asylum Service, NGOs, INGOs, Public Prosecutors.

With support from:

Situation Update: Unaccompanied Children (UAC) in Greece

2 November 2016

Number and Capacity of UAC Shelters



Key Facts

as of 2 November 2016

46 Total number of shelters for UAC (Long-term and transit).

1,191 places for UAC accommodation in shelters (increased from capacity of 423 in March 2016).

130 places planned additional capacity for UAC including in:

- Athens
- Thessaloniki

With support from:

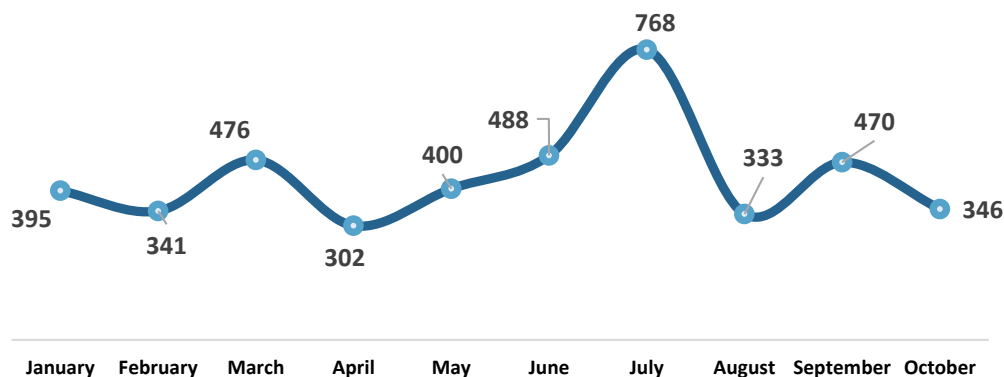
Situation Update: Unaccompanied Children (UAC) in Greece

1 January 2016 – 31 October 2016



National Center for Social Solidarity

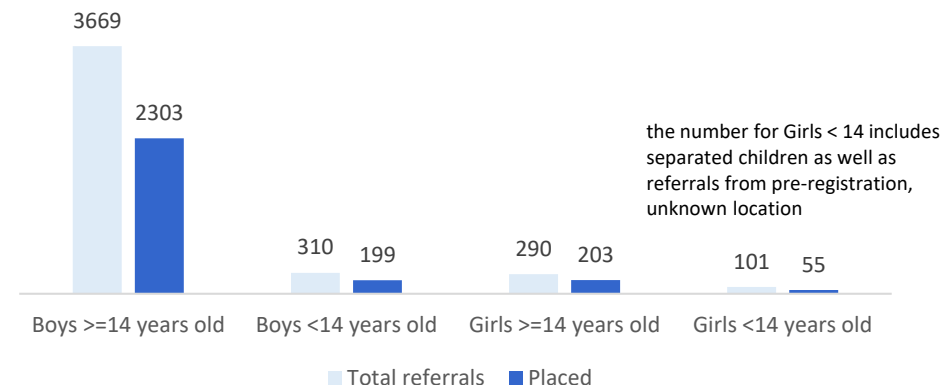
Number of UAC Referrals to EKKA by month*



* Increase in July due to pre-registration exercise and referrals from the Asylum service

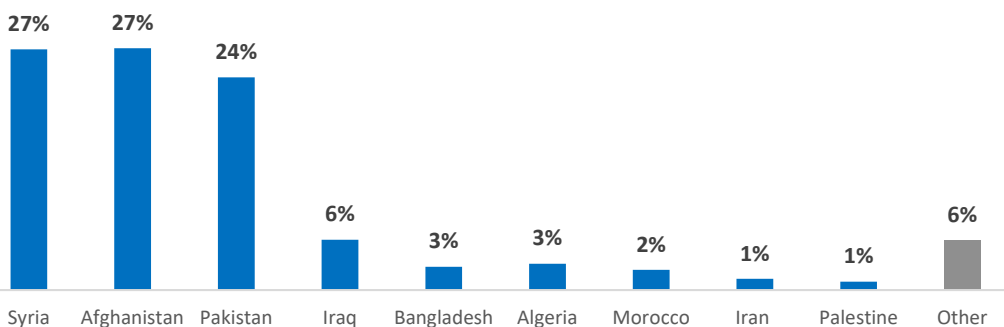
Total UAC referrals to EKKA vs. Total UAC placed in shelters disaggregated by Sex/Age

1 January – 31 October, 2016



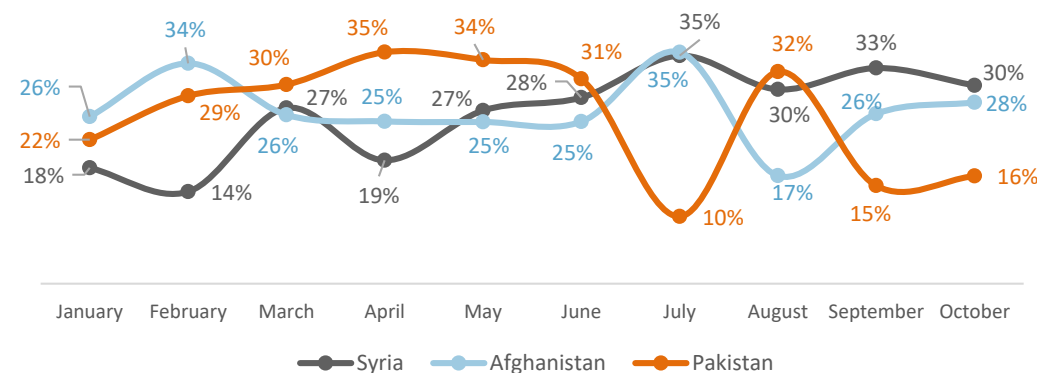
Total number of UAC referrals to EKKA by nationality

1 January - 31 October, 2016



Monthly UAC referrals to EKKA by nationality

1 January – 31 October 2016



With support from:

