

Registered Iraqis in Jordan

31 October 2016



Total Active Registered Iraqis

60,067

Standard Age and Gender

Age	0-4	5-11	12-17	18-35	36-59	60+	Total	%
Female	2,315	4,453	2,840	8,783	7,599	3,138	29,128	48.5%
Male	2,502	4,918	3,119	9,849	7,842	2,709	30,939	51.5%
Total	4,817	9,371	5,959	18,632	15,441	5,847	60,067	100%
	8.0%	15.6%	9.9%	31.0%	25.7%	9.7%		

Place of Origin

Baghdad	31,460	52.4%
Erbil	6,519	10.9%
Basrah	3,868	6.4%
Anbar	3,697	6.2%
Ninewa	3,612	6.0%
Dahuk	2,342	3.9%
Salah al-Din	1,267	2.1%
Thi-Qar	1,194	2.0%
Diyala	1,011	1.7%
Tameem	952	1.6%
Muthanna	523	0.9%
Missan	483	0.8%
Sulaymaniyah	452	0.8%
Babylon	430	0.7%
Wassit	306	0.5%
Najaf	291	0.5%
Qadissiya	196	0.3%
Kerbala	186	0.3%
Other	1,278	2.1%

Specific Needs

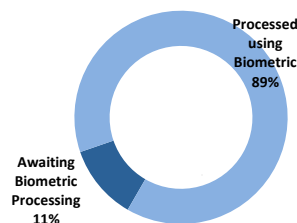
Serious medical condition	5,792	9.6%
Disability	2,170	3.6%
Child at risk	1,906	3.2%
Specific legal and physical protection needs	1,891	3.1%
Woman at risk	1,677	2.8%
Single parent	990	1.6%
Older person at risk	740	1.2%
Unaccompanied or separated child	173	0.3%
Total	15,339	25.5%

* An individual can have more than one specific need

Arrivals

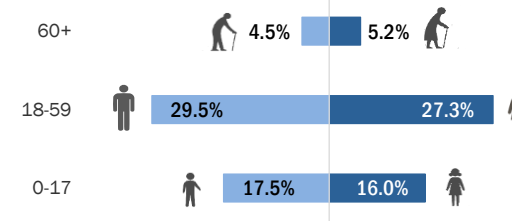
	Arrival	Registration
Pre-2006	4,420	72,668
2006	3,460	4,689
2007	2,292	31,284
2008	1,186	9,761
2009	1,517	6,840
2010	2,164	7,980
2011	2,653	7,767
2012	2,827	4,090
2013	5,117	5,394
2014	18,059	21,538
2015	8,718	9,862
2016	7,654	9,227

Biometric Statistics (IRIS)



UNHCR Jordan

Age-Gender Breakdown

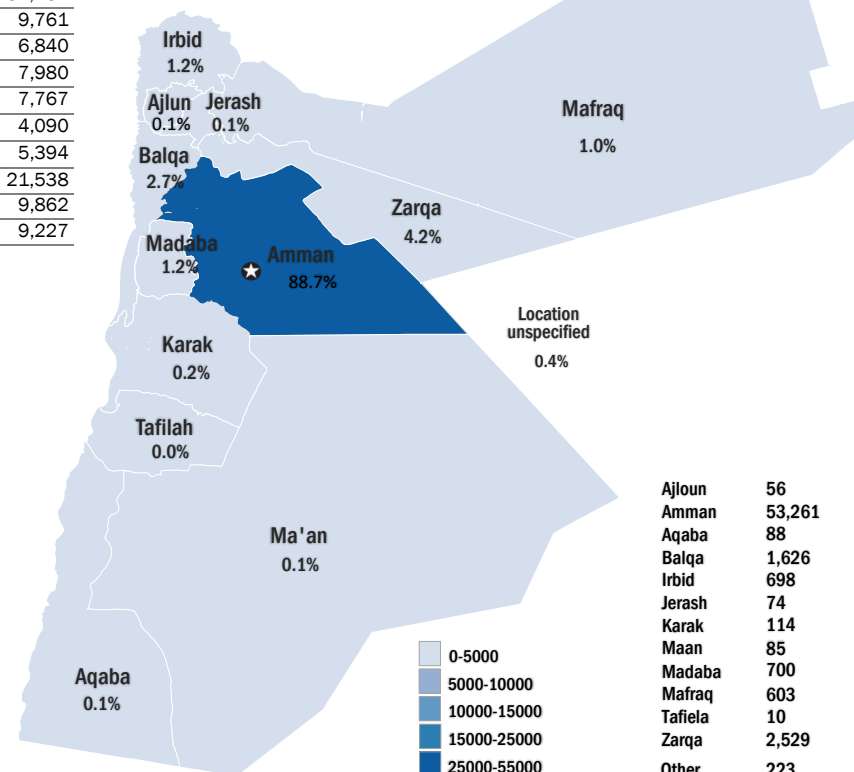


5,847
9.7%

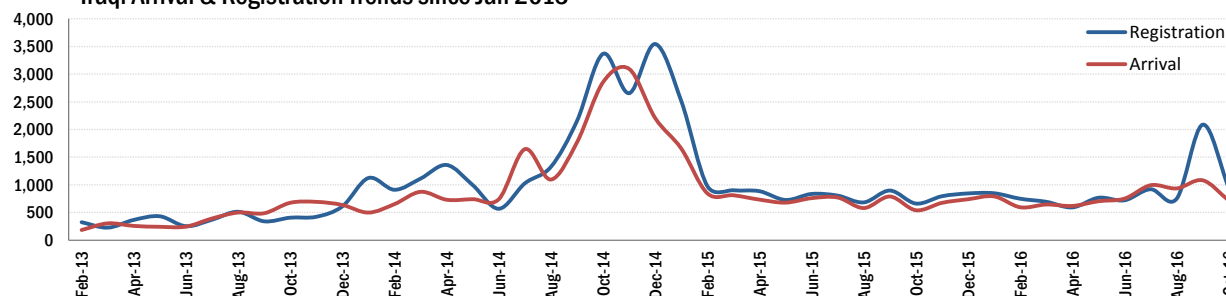
34,073
56.7%

20,147
33.5%

UNHCR Registered Iraqis



Iraqi Arrival & Registration Trends since Jan 2013



Interagency Portal: <http://data.unhcr.org/Syrianrefugees>
 UNHCR on the web: <http://www.unhcr.org>
 UNHCR on Social network: <http://www.facebook.com/UNHCRJordan>; http://twitter.com/And_Harper; <http://twitter.com/ZaatariCamp>
 DAG Jordan

* Coloured map only reflects refugees living outside camps.