

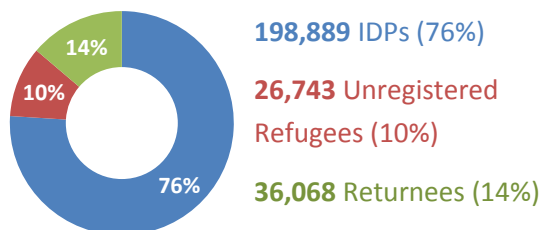
Displacement Overview



261,700 Individuals

47,646 Households

Displaced Individuals:



Demographics



50.3% Female

49.7% Male



67% Minors

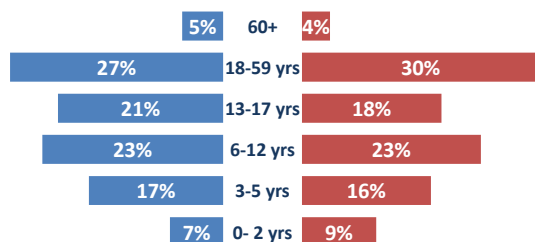


8.47 Average Household Size

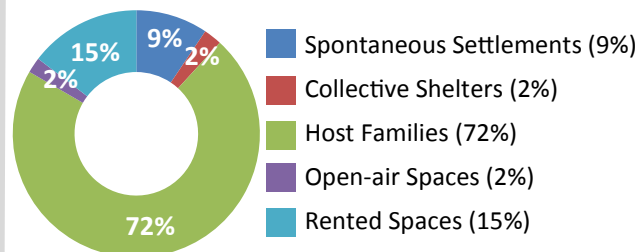
Age/Gender Distribution

Male Age Female

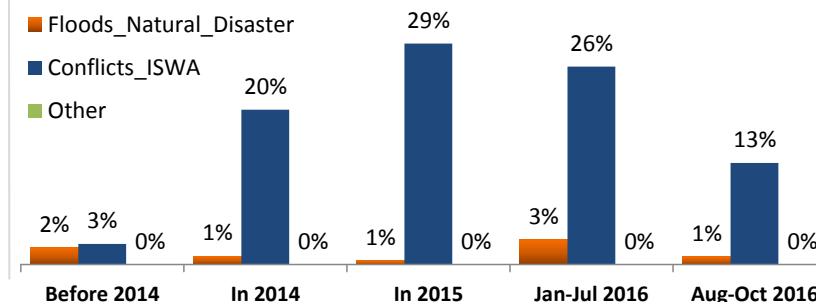
(in % of total by sex)



Shelter Type

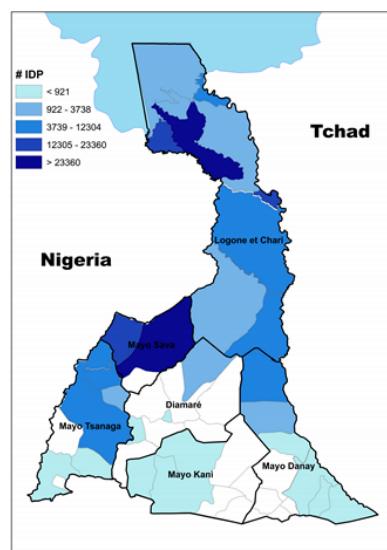


Reasons of Displacement by Period



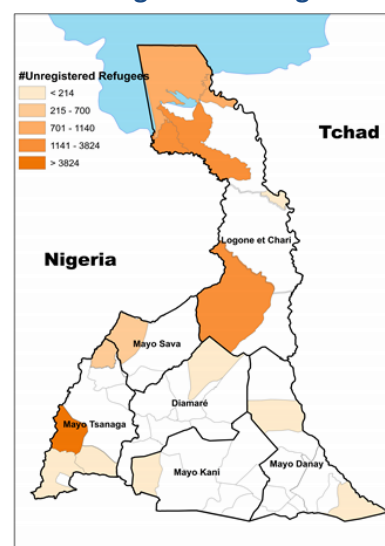
Population Distribution by Department

IDPs



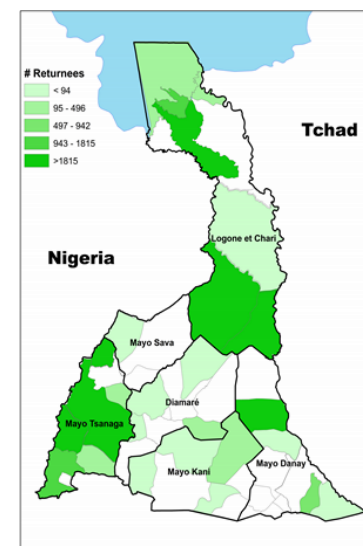
Department	Individuals
Logone-Et-Chari	95,911
Mayo-Sava	55,336
Mayo-Tsanaga	28,641
Mayo-Danay	13,791
Diamaré	4,963
Mayo-Kani	247
Grand Total	198,889

Unregistered Refugees



Department	Individuals
Mayo-Tsanaga	12,986
Logone-Et-Chari	12,770
Mayo-Sava	700
Mayo-Danay	156
Diamaré	128
Mayo-Kani	3
Grand Total	26,743

Returnees



Department	Individuals
Logone-Et-Chari	16,604
Mayo-Tsanaga	13,238
Mayo-Danay	5,145
Mayo-Kani	657
Diamaré	386
Mayo-Sava	38
Grand Total	36,068