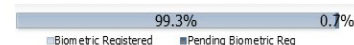


Age and Gender Breakdown by Hosting Location (Biometric Registered)

Age Cohort	Gender	Location			Total
		Mtendeli	Nduta	Nyarugusu	
0-4	Male	5,610	9,638	7,741	22,989
	Female	5,718	9,931	7,786	23,435
5-11	Male	5,260	9,589	6,824	21,673
	Female	5,252	9,906	6,828	21,986
12-17	Male	3,716	7,239	3,995	14,950
	Female	3,941	8,936	3,548	16,425
18-59	Male	10,134	16,254	14,804	41,192
	Female	9,756	19,144	16,497	45,397
=>60	Male	599	876	964	2,439
	Female	539	934	912	2,385
Total		50,525	92,447	69,899	212,871
Biometric Registered		16,219	38,216	22,809	

Population of Concern Distribution by Arrival Period/Hosting Location

Origin Country	Pre-Influx Pop	Post April 2015 (Influx)										Pop of Concern (Pre-Influx + Post April 2015)	
		Nyarugusu		Nduta		Mtendeli		Transit Center	Total Post April 2015 (Influx)				
		Arrivals	Births	Arrivals	Births	Arrivals	Births		Arrivals	Births	Arrivals	Births	
Burundi	2,440	58,262	3,318	94,344	1,862	49,572	1,339	667	202,845	6,519	209,364	211,804	75.8%
Congo (DR)	59,259	8,022	260						8,022	260	8,282	67,541	24.2%
Rwanda	77	19							19		19	96	0.0%
Uganda	13	1							1		1	14	0.0%
Sudan	9	1							1		1	10	0.0%
Kenya	9	1							1		1	10	0.0%
Others	62	10							10		10	72	0.0%
Total	61,869	66,316	3,578	94,344	1,862	49,572	1,339	667	210,899	6,779	217,678	279,547	100.0%
		69,894		96,206		50,911							



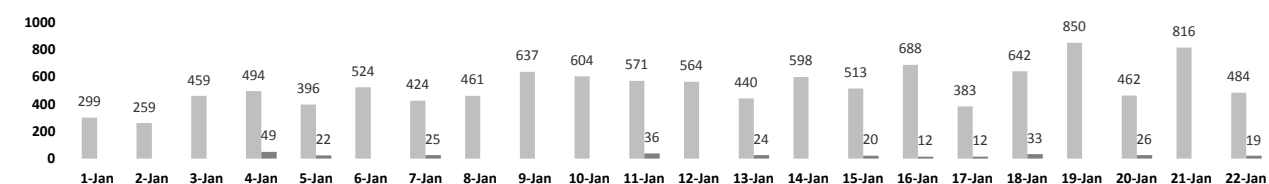
217,678	New Arrivals/ Births
212,871	Biometric Reg
4,807	Pending Biometric Reg
131,763	Nyarugusu Camp (Pre-Influx + Influx)
96,206	Nduta Camp
50,911	Mtendeli Camp
667	Lumasi Transit Center
279,547	Total Population



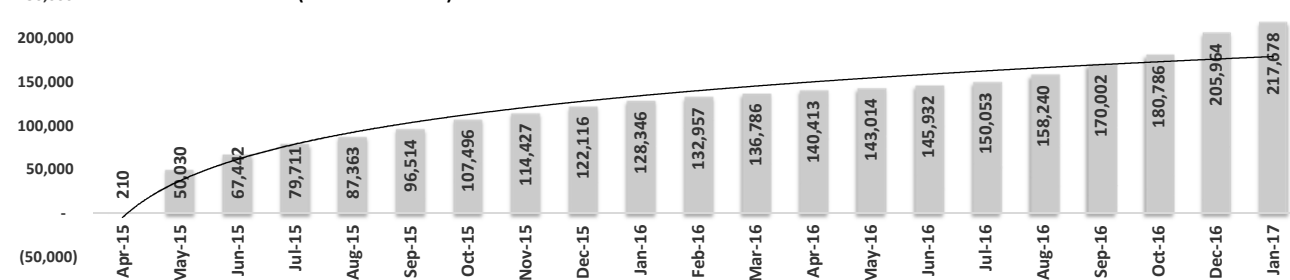
Place of Origin (Biometric Registered)

Origin Country	Province	Male	Female	Total	%
Burundi	Makamba	34,132	33,193	67,325	32%
	Ruyigi	17,704	20,071	37,775	18%
	Bururi	7,651	8,122	15,773	7%
	Muyinga	9,486	9,925	19,411	9%
	Rutana	7,289	7,879	15,168	7%
	Cankuzo	5,045	5,378	10,423	5%
	Kirundo	5,145	5,220	10,365	5%
	Gitega	2,335	3,209	5,544	3%
	Bujumbura Mairie	2,300	2,927	5,227	2%
	Karuzi	2,320	3,540	5,860	3%
	Bujumbura Rural	1,793	1,952	3,745	2%
	Ngozi	1,908	2,035	3,943	2%
	Kayanza	573	618	1,191	1%
	Cibitoke	453	488	941	0%
Congo DR	Sud Kivu (ADM1)	3,891	3,558	7,449	3%
	Nord Kivu	272	292	564	0%
	Katanga	68	86	154	0%
	Kinshasha	7	9	16	0%
	Kasai Oriental	0	3	3	0%
Rwanda/Others	Bas Congo	3	3	6	0%
	Butare	16	7	23	0%
Uganda	Others	0	8	8	0%
	Others	1	1	2	0%
Total		103,243	109,628	212,871	100%

Arrivals This month



Cumulative Arrivals (Month to Month)



The current Burundi refugee situation in Tanzania began late April 2015. The months that followed saw significantly high number of persons of concern arriving in Tanzania, mainly through Kagunga, a tiny border village along Lake Tanganyika and other entry points in Kigoma region. The population was relocated to Nyarugusu camp, which was already host to 65,000 persons of concern, mainly DR Congolese. The camp quickly ran out of capacity to host the new population, prompting the opening of a new camp, Nduta, in Kibondo district on 07-Oct-2015. Nduta's capacity has been put at 60,000. Another camp, Mtendeli in Kakonko district, also began officially receiving refugees from Burundi on 14-Jan-2016. The two new camps will host Burundian refugees, while other nationals fleeing the Burundi situation, mostly DR Congolese will continue to be hosted in Nyarugusu.