

# Nigeria: Trends of Humanitarian Funding in 2016

## HUMANITARIAN RESPONSE PLAN (HRP) REQUIREMENTS

JANUARY

**248**million

JUNE

**279**million

13% increase compared to january

SEPTEMBER

**484**million

73% increase compared to june

## FUNDING OVERVIEW

### FUNDS THROUGH THE HRP

**484**million  
funds required
























**254.4**million  
total funds received

**52%**  
funding coverage

### FUNDS RECEIVED OUT OF THE HRP

**\$194.3**million  
total funds received

## REQUIREMENTS AND FUNDING PER SECTOR - PROJECTS LISTED IN THE HRP (in US\$ millions)

	Before Revision		After Revision (September)					
	Projects	Requirement	Projects	Requirement	Funding increase		Funded	Unmet
Food Security 	17	102.8	21	157.6	 53%	 44%	69.8	87.9
Protection 	23	31.7	31	55.9	 76%	 12%	7.0	48.9
Emergency Shelter and Non Food Items 	10	27.7	14	53.7	 94%	 32%	17.2	36.5
Health 	8	24.7	12	53.1	 115%	 22%	11.7	41.4
Water and Sanitation 	8	21.2	11	48.4	 128%	 15%	7.1	41.3
Early Recovery 	4	18.9	8	26.4	 40%	 1%	0.2	26.2
Education 	11	16.6	12	23.6	 42%	 18%	4.3	19.3
Coordination and Support Services 	4	15.7	4	19.8	 26%	 130%	25.7	-
Nutrition 	5	15.5	7	33.2	 114%	 67%	22.2	11.0
Camp Coordination and Camp Management 	2	4.5	3	12.4	 176%	 91 %	11.2	1.2

## TOP TEN DONOR CONTRIBUTIONS IN US DOLLARS (TO PROJECTS IN & OUT OF THE HRP)



107,556,721



93,296,634



65,398,417



56,775,154



24,183,770



21,411,928



18,490,703



10,071,862



6,519,245



6,009,070