

Registration Statistics


Registered 27-30 January 2017

Mahama	-
Kigali	-
Nyarushishi	-
Total	-

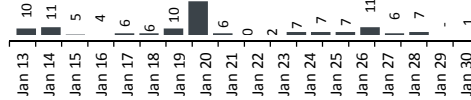
Camp / Reception Centre Population

Bugesera*	275	118
Nyanza*	168	75
Nyarushishi*	-	-
Mahama	52,660	18,800
Gatore*	286	265
Kigali	27,655	12,987
Huye	3,253	1,200
Total	84,297	33,445

Total Arrivals



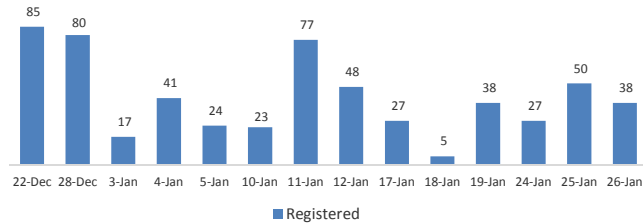
Gatore Arrivals



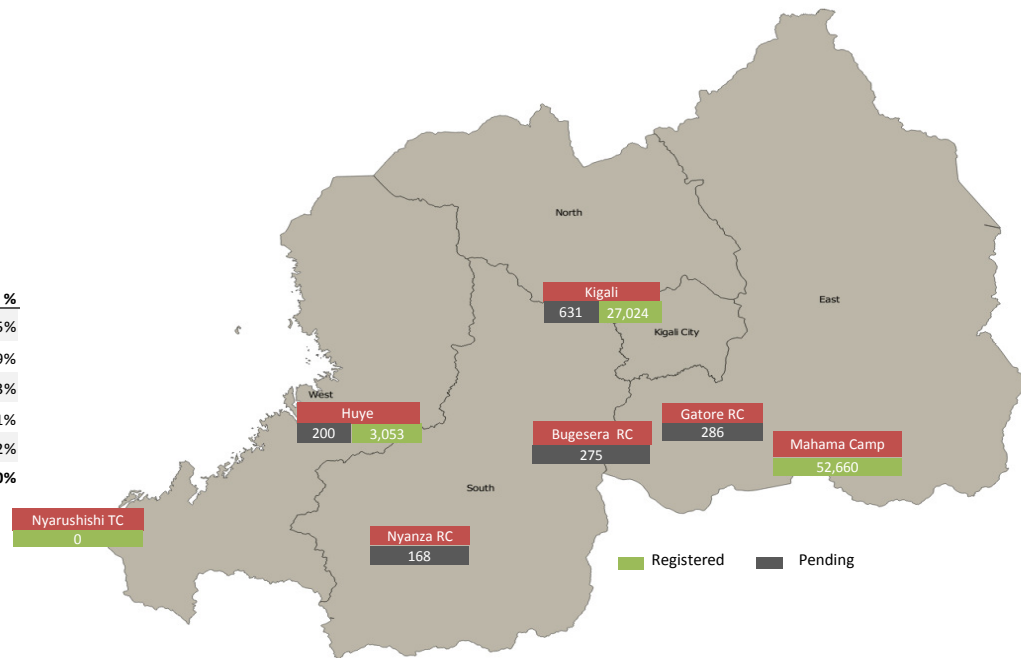
84,297	Total Active Refugees
82,737	Registered L2
1,560	Registered L1**
8,592	Temporarily Inactivated***
92,889	Active + Inactive Refugees

Kigali Arrivals: 29 Bugesera Arrivals: 10 Nyarushishi Arrivals: 0

Daily Registration Trends



Area of Origin	Registered	Age Cohort	Female	Male	Total	%
Kirundo	34,777	0 - 4 years	6,004	6,265	12,269	15%
Bujumbura Mairie	29,677	5 - 11 years	7,634	7,789	15,423	19%
Muyinga	7,625	12 - 17 years	5,266	5,561	10,827	13%
Ngozi	3,113	18 - 59 years	21,135	21,323	42,458	51%
Karuzi	1,135	60 + years	1,133	627	1,760	2%
Kayanza	923	Total	41,172	41,565	82,737	100%
Cibitoke	617	Dependants of Burundian Refugees - Other Nationalities				
Ruyigi	442	Origin	Female	Male	Total	
Gitega	493	Rwanda	265	25	290	
Bubanza	397	Tanzania	2	1	3	
Others	3,538	Belgium	1		1	
Total	82,737	Kenya	1		1	
		Uganda	1		1	
		Total	270	26	296	



* Source: MIDIMAR. All other sources are UNHCR

** Individuals registered in Nyanza, Gatore, Bugesera RCs have undergone level 1 biometric registration

*** Inactivated due to absence at food distribution for 3 or more consecutive months in Sep 15 - Dec 16 (7,135) or spontaneous departure to BDI (1,457)

For more information please visit our website: <http://data2.unhcr.org/en/situations/burundi/location/2006>