

South Sudan - Refugees Statistics

as of 28 February 2017

KEY FIGURES

263,214
total refugee population

99%
Living in camps and settlements

259,674

82%
Are Women and Children

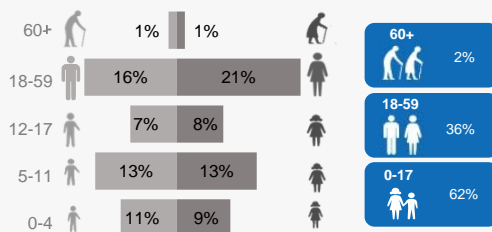
64,153
Households

1%
Living in urban areas

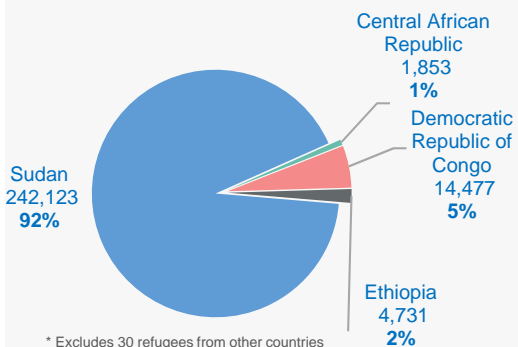
3,540

52%
Are female

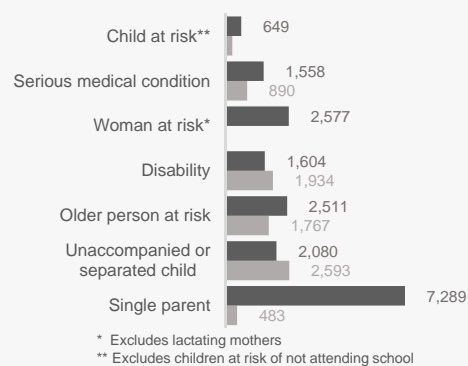
Age and gender breakdowns



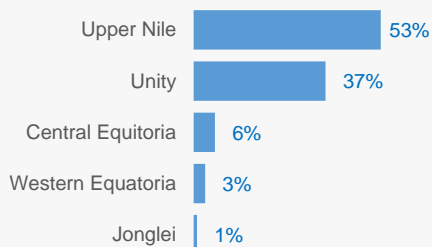
Main countries of origin*



Main Specific needs



States hosting refugees

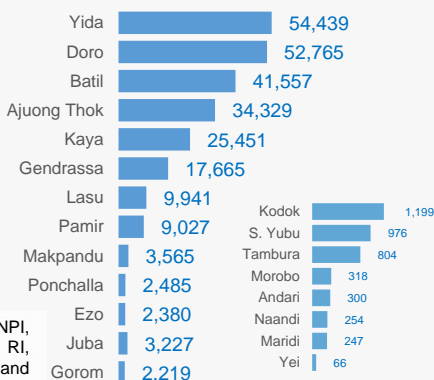


Our Partners

AAHI, ADRA, AHA, ACROSS, ACTED, CARE, CRA, DNPI, DRC, HDC, HI, IMC, INTERSOS, IRC, LWF, Nile Hope, RI, SP, SCI, TOCH, UMCOR, UNOPS, UN, WAV, WDG and WVI.

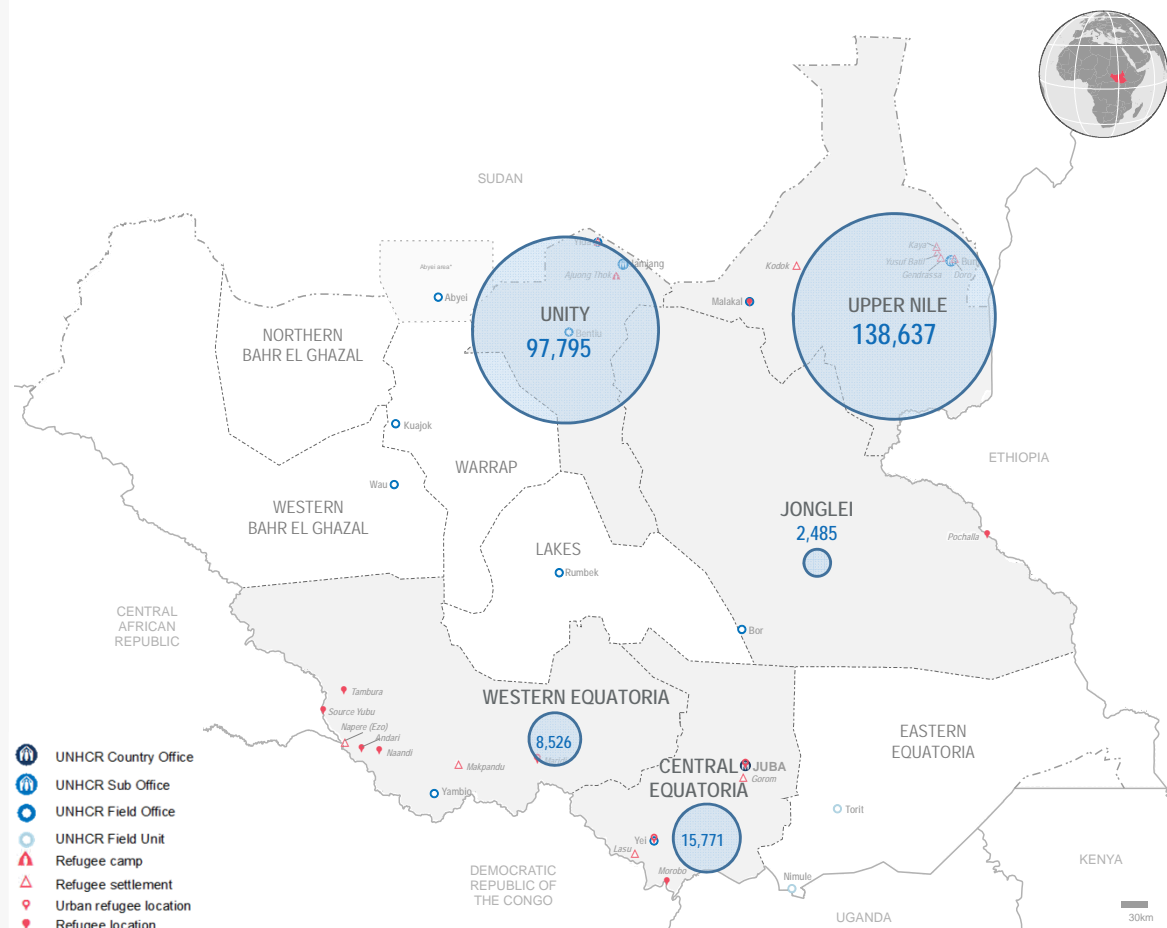
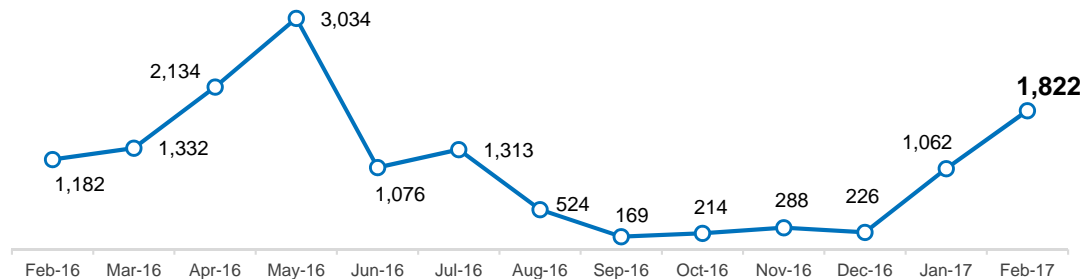
Notes: In addition to 260,868 refugees, South Sudan hosts **1,991 asylum seekers** (Juba -1,901; Makpandu- 89; Mabab-1) and **1.853 million IDPs**

Refugee locations



New arrivals trends

February 2016 – February 2017



South Sudan Statistics: Population by Country of Origin, Sex and Age Group



as of the 28-February-2017

Country of Origin	Settlement	Households (HHs)			Persons																	
		Total HHs	Female headed		0 - 4 years			5 - 11 years			12 - 17 years			18 - 59 years			60 years +			Total		
			HHs	%	F	M	T	F	M	T	F	M	T	F	M	T	F	M	T	F	M	T
CENTRA AFRICAN REPUBLIC	Andari	1	-	0%	0	0	0	0	0	0	0	0	0	0	1	1	0	0	0	0	1	1
	Ezo	13	7	54%	1	4	5	2	4	6	4	5	9	10	6	16	1	1	2	18	20	38
	Makpandu	33	7	21%	4	7	11	9	7	16	0	5	5	15	23	38	0	4	4	28	46	74
	Naandi	7	4	57%	0	5	5	2	2	4	0	0	0	5	3	8	0	0	0	7	10	17
	SourceYubu	309	188	61%	74	96	170	125	138	263	53	59	112	253	131	384	12	9	21	517	433	950
	Tambura	232	141	61%	76	92	168	138	114	252	31	41	72	180	97	277	3	1	4	428	345	773
Total		595	347	58%	155	204	359	276	265	541	88	110	198	463	261	724	16	15	31	998	855	1,853
DEMOCRATIC REPUBLIC OF THE CONGO	Andari	120	60	50%	34	30	64	30	36	66	13	10	23	78	51	129	7	10	17	162	137	299
	Ezo	906	513	57%	135	132	267	215	217	432	153	164	317	741	454	1,195	71	60	131	1,315	1,027	2,342
	Juba	1	-	0%	1	1	2	-	1	1	-	-	-	1	2	3	-	1	1	2	5	7
	Lasu	2,247	1,223	54%	719	746	1,465	994	981	1,975	648	629	1,277	1,793	1,333	3,126	200	101	301	4,354	3,790	8,144
	Makpandu	966	430	45%	307	277	584	414	359	773	181	207	388	664	561	1,225	51	45	96	1,617	1,449	3,066
	Morobo	79	38	48%	29	23	52	43	59	102	25	29	54	60	42	102	3	5	8	160	158	318
	Naandi	76	35	46%	23	18	41	34	31	65	14	18	32	43	44	87	6	6	12	120	117	237
	SourceYubu	12	8	67%	2	-	2	6	2	8	-	2	2	9	3	12	1	1	2	18	8	26
	Tambura	14	8	57%	4	4	8	3	3	6	-	-	-	9	6	15	2	-	2	18	13	31
	Gorom	1	1	100%	-	-	-	2	-	2	2	-	2	1	2	3	-	-	-	5	2	7
Total		4,422	2,316	52%	1,254	1,231	2,485	1,741	1,689	3,430	1,036	1,059	2,095	3,399	2,498	5,897	341	229	570	7,771	6,706	14,477
ETHIOPIA	Doro	1	1	100%	-	-	-	-	-	-	-	-	-	1	-	1	-	-	-	1	-	1
	Gorom	824	334	41%	166	187	353	247	256	503	150	172	322	465	537	1,002	21	10	31	1,049	1,162	2,211
	Juba	1	-	0%	1	-	1	-	3	3	1	-	1	8	12	20	-	-	-	10	15	25
	Makpandu	1	1	0%	2	-	2	-	-	-	-	-	-	2	5	7	-	-	-	4	5	9
	Ponchalla	668	525	79%	156	176	332	289	302	591	328	351	679	623	214	837	34	12	46	1,430	1,055	2,485
Total		1,495	861	58%	325	363	688	536	561	1,097	479	523	1,002	1,099	768	1,867	55	22	77	2,494	2,237	4,731
SUDAN	Ajuong Thok	9,126	4,879	53%	3,196	3,218	6,414	4,073	4,080	8,153	2,505	2,897	5,402	6,917	6,978	13,895	253	212	465	16,944	17,385	34,329
	Batil	9,223	4,258	46%	3,618	3,875	7,493	5,494	5,631	11,125	3,103	3,085	6,188	8,579	6,313	14,892	828	1,031	1,859	21,622	19,935	41,557
	Doro	12,055	6,350	53%	5,097	5,425	10,522	6,979	7,347	14,326	4,033	4,310	8,343	10,434	7,885	18,319	675	579	1,254	27,218	25,546	52,764
	Gendrassa	4,204	1,964	47%	1,567	1,642	3,209	2,297	2,314	4,611	1,273	1,260	2,533	3,703	2,945	6,648	291	373	664	9,131	8,534	17,665
	Juba	2,105	181	9%	109	140	249	208	188	396	100	79	179	358	1,908	2,266	4	72	76	779	2,387	3,166
	Kaya	6,054	2,818	47%	2,212	2,391	4,603	3,304	3,330	6,634	1,846	1,830	3,676	5,448	4,076	9,524	441	573	1,014	13,251	12,200	25,451
	Kodok	361	243	67%	112	110	222	207	192	399	68	52	120	236	177	413	20	25	45	643	556	1,199
	Lasu	541	135	25%	113	109	222	248	265	513	154	160	314	222	516	738	1	8	9	738	1,058	1,796
	Makpandu	1	1	100%	33	44	77	56	52	108	34	23	57	68	106	174	-	1	1	191	226	417
	Maridi	101	41	41%	6	11	17	44	35	79	17	17	34	50	66	116	-	1	1	117	130	247
	Pamir	2,101	1,423	68%	983	969	1,952	1,172	1,228	2,400	681	797	1,478	1,777	1,218	2,995	127	75	202	4,740	4,287	9,027
	Yei	61	6	10%	-	-	-	1	1	2	-	3	3	6	55	61	-	-	-	7	59	66
	Yida	11,688	8,637	74%	4,874	5,006	9,880	8,664	8,749	17,413	5,119	4,253	9,372	11,891	4,942	16,833	583	358	941	31,131	23,308	54,439
Total		57,621	30,936	54%	21,920	22,940	44,860	32,747	33,412	66,159	18,933	18,766	37,699	49,689	37,185	86,874	3,223	3,308	6,531	126,512	115,611	242,123
UGANDA*	Gorom	-	-	0%	-	-	-	-	-	-	-	-	-	1	-	1	-	-	-	1	-	1
	Lasu	-	-	0%	-	-	-	-	-	-	-	-	-	1	-	1	-	-	-	1	-	1
	Total	-	-	0%	-	-	-	-	-	-	-	-	-	2	-	2	-	-	-	2	-	2
SOMALIA	Juba	1	-	0%	-	-	-	-	-	-	-	-	-	-	3	3	-	-	-	-	3	3
	Makpandu	-	-	0%	-	-	-	-	-	-	-	-	-	-	1	1	-	-	-	-	1	1
	Total	1	-	0%	-	-	-	-	-	-	-	-	-	-	4	4	-	-	-	-	4	4
SYRIA BURUNDI EGYPT ERITREA	Juba	1	-	0%	-	-	-	-	-	-	-	-	-	-	3	3	-	-	-	-	3	3
	Juba	2	-	0%	-	-	-	-	-	-	-	-	-	-	2	2	-	-	-	-	2	2
	Juba	1	-	0%	-	-	-	-	-	-	-	-	-	-	1	1	-	-	-	-	1	1
	Juba	15	-	0%	-	1	1	-	1	1	-	-	-	2	13	15	-	1	1	2	16	18
Total		19	-	0%	-	1	1	-	1	1	-	-	-	2	19	21	-	1	1	2	22	24
Grand Total		64,153	34,460	54%	23,654	24,739	48,393	35,300	35,928	71,228	20,536	20,458	40,994	54,654	40,735	95,389	3,635	3,575	7,210	137,779	125,435	263,214

* Refers to spouses in mixed nationality marriages

South Sudan Refugee statistics: Population by Location, Sex and Age Group

as of the 28-February-2017



State	Location	0 - 4 years			5 - 11 years			12 - 17 years			18 - 59 years			60 years +			Total			Households		
		F	M	Total	F	M	Total	F	M	Total	F	M	Total	F	M	Total	F	M	Total	F	M	Total
Upper Nile	Doro	5,097	5,425	10,522	6,979	7,347	14,326	4,033	4,310	8,343	10,435	7,885	18,320	675	579	1,254	27,219	25,546	52,765	6,351	5,705	12,056
	Kaya	2,212	2,391	4,603	3,304	3,330	6,634	1,846	1,830	3,676	5,448	4,076	9,524	441	573	1,014	13,251	12,200	25,451	2,818	3,236	6,054
	Yusuf Batil	3,618	3,875	7,493	5,494	5,631	11,125	3,103	3,085	6,188	8,579	6,313	14,892	828	1,031	1,859	21,622	19,935	41,557	4,258	4,965	9,223
	Gendrassa	1,567	1,642	3,209	2,297	2,314	4,611	1,273	1,260	2,533	3,703	2,945	6,648	291	373	664	9,131	8,534	17,665	1,964	2,240	4,204
	Kodok	112	110	222	207	192	399	68	52	120	236	177	413	20	25	45	643	556	1,199	243	118	361
	Total	12,606	13,443	26,049	18,281	18,814	37,095	10,323	10,537	20,860	28,401	21,396	49,797	2,255	2,581	4,836	71,866	66,771	138,637	15,634	16,264	31,898
Unity State	Ajount Thok	3,196	3,218	6,414	4,073	4,080	8,153	2,505	2,897	5,402	6,917	6,978	13,895	253	212	465	16,944	17,385	34,329	4,879	4,247	9,126
	Pamir	983	969	1,952	1,172	1,228	2,400	681	797	1,478	1,777	1,218	2,995	127	75	202	4,740	4,287	9,027	1,423	678	2,101
	Yida	4,874	5,006	9,880	8,664	8,749	17,413	5,119	4,253	9,372	11,891	4,942	16,833	583	358	941	31,131	23,308	54,439	8,637	3,051	11,688
	Total	9,053	9,193	18,246	13,909	14,057	27,966	8,305	7,947	16,252	20,585	13,138	33,723	963	645	1,608	52,815	44,980	97,795	14,939	7,976	22,915
Central Equatoria	Gorom	166	187	353	249	256	505	152	172	324	467	539	1,006	21	10	31	1,055	1,164	2,219	335	490	825
	Juba	111	142	253	208	193	401	101	79	180	369	1,946	2,315	4	74	78	793	2,432	3,227	181	1,946	2,127
	Lasu	832	855	1,687	1,242	1,246	2,488	802	789	1,591	2,016	1,849	3,865	201	109	310	5,093	4,848	9,941	1,358	1,430	2,788
	Morobo	29	23	52	43	59	102	25	29	54	60	42	102	3	5	8	160	158	318	38	41	79
	Yei	0	0	0	1	1	2	0	3	3	6	55	61	0	0	0	7	59	66	6	55	61
	Total	1,138	1,207	2,345	1,743	1,755	3,498	1,080	1,072	2,152	2,918	4,431	7,349	229	198	427	7,108	8,661	15,771	1,918	3,962	5,880
Jonglei State	Pochalla	156	176	332	289	302	591	328	351	679	623	214	837	34	12	46	1430	1055	2485	525	143	668
	Total	156	176	332	289	302	591	328	351	679	623	214	837	34	12	46	1,430	1,055	2,485	525	143	668
Western Equatoria	Andari	34	30	64	30	36	66	13	10	23	78	52	130	7	10	17	162	138	300	60	61	121
	Ezo	136	136	272	217	221	438	157	169	326	751	460	1,211	72	61	133	1,333	1,047	2,380	520	399	919
	Makpandu	346	328	674	479	418	897	215	235	450	749	694	1,443	51	50	101	1,840	1,725	3,565	439	562	1,001
	Maridi	6	11	17	44	35	79	17	17	34	50	66	116	0	1	1	117	130	247	41	60	101
	Naandi	23	23	46	36	33	69	14	18	32	48	47	95	6	6	12	127	127	254	39	44	83
	Source yubu	76	96	172	131	140	271	53	61	114	262	134	396	13	10	23	535	441	976	196	125	321
	Tambura	80	96	176	141	117	258	31	41	72	189	103	292	5	1	6	446	358	804	149	97	246
	Total	701	720	1,421	1,078	1,000	2,078	500	551	1,051	2,127	1,556	3,683	154	139	293	4,560	3,966	8,526	1,444	1,348	2,792
Grand total		23,654	24,739	48,393	35,300	35,928	71,228	20,536	20,458	40,994	54,654	40,735	95,389	3,635	3,575	7,210	137,779	125,433	263,214	34,460	29,693	64,153

Asylum Seekers Population by Country of Origin, Sex and Age Group in South Sudan



as of the 28-February-2017

Country of Origin	Location	Principal Applicants			Persons																	
		Total Cases	Female headed		0 - 4 years			5 - 11 years			12 - 17 years			18 - 59 years			60 years +			Total		
			Cases	%	F	M	T	F	M	T	F	M	T	F	M	T	F	M	T	F	M	T
BURUNDI	Juba	433	-	0%	15	9	24	4	3	7	2	3	5	28	430	457	0	0	0	49	445	494
	Total	433	-	0%	15	9	24	4	3	7	2	3	5	28	430	457	-	-	-	49	445	494
DEMOCRATIC REPUBLIC OF THE CONGO	Juba	1	1		-	-	-	-	-	-	-	-	-	1	-	1	-	-	-	1	-	1
	Makpandu	-	-		-	-	-	-	-	-	-	-	-	-	1	1	-	-	-	-	1	1
	Total	1	1	-	-	-	-	-	-	-	-	-	-	1	1	2	-	-	-	1	1	2
ERITREA	Juba	741	134		48	52	100	8	15	23	1	5	6	239	605	844	-	16	16	296	693	989
	Makpandu	35	8		7	8	15	1	3	4	-	-	-	17	28	45	-	2	2	25	41	66
	Total	776	142	-	55	60	115	9	18	27	1	5	6	256	633	889	-	18	18	321	734	1,055
ETHIOPIA	Maban	1	-		-	-	-	-	-	-	-	-	-	-	1	1	-	-	-	-	1	1
	Juba	172	33		12	9	21	2	4	6	1	-	1	70	141	211	-	-	-	85	154	239
	Makpandu	-	-		-	2	2	2	1	3	-	-	-	4	11	15	-	-	-	6	14	20
	Total	173	33	-	12	11	23	4	5	9	1	-	1	74	153	227	-	-	-	91	169	260
KENYA	Juba	2	1		-	-	-	-	-	-	-	-	-	1	1	2	-	-	-	1	1	2
	Makpandu	-	-		-	-	-	-	-	-	-	-	-	-	-	-	-	1	1	-	1	1
	Total	2	1	-	-	-	-	-	-	-	-	-	-	1	1	2	-	1	1	1	2	3
SOMALIA	Juba	141	20		-	5	5	1	1	2	-	-	-	27	124	151	-	1	1	28	131	159
	Makpandu	-	-		-	-	-	-	-	-	-	-	-	-	1	1	-	-	-	-	1	1
	Total	141	20	-	-	5	5	1	1	2	-	-	-	27	125	152	-	1	1	28	132	160
SUDAN	Juba	14	-		-	-	-	-	-	-	-	-	-	-	14	14	-	1	1	-	15	15
	Juba	1	-		-	-	-	-	-	-	-	-	-	-	1	1	-	-	-	-	1	1
	Juba	1	-		-	-	-	-	-	-	-	-	-	-	1	1	-	-	-	-	1	1
	Total	16	-	-	-	-	-	-	-	-	-	-	-	-	16	16	-	1	1	-	17	17
Grand Total		1,542	197	13%	82	85	167	18	27	45	4	8	12	387	1,359	1,745	-	21	21	491	1,500	1,991