

Registration Statistics

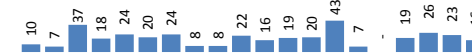
Registered 14-16 Mar 2017

Mahama	106
Kigali	
Nyarushishi	
Total	106

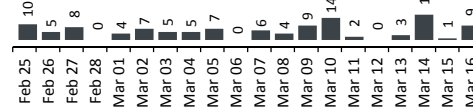
Camp / Reception Centre Population

Bugesera*	9	4
Nyanza*	9	7
Nyarushishi*	4	2
Mahama	53,434	18,960
Gatore*	295	268
Kigali	27,884	13,740
Huye	3,254	1,230
Total	84,889	34,211

Total Arrivals



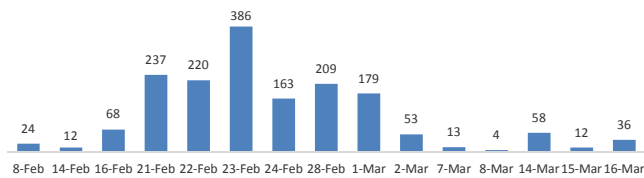
Gatore Arrivals



84,889	Total Active Refugees
84,063	Registered L2
826	Registered L1**
8,906	Temporarily Inactivated***
93,795	Active + Inactive Refugees

Kigali Arrivals:5 Bugesera Arrivals: 1 Nyanza Arrivals: 1

Daily Registration Trends



Area of Origin

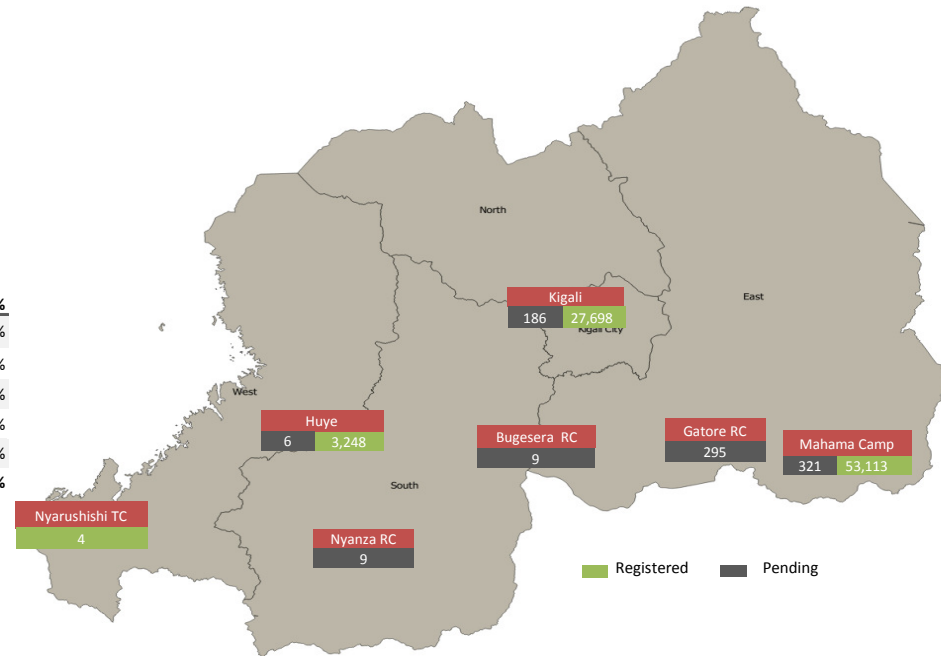
Kirundo	36,298	43%
Bujumbura Mairie	30,525	36%
Muyinga	7,953	9%
Ngozi	2,692	3%
Karuzi	1,156	1%
Kayanza	939	1%
Cibitoke	921	1%
Ruyigi	450	1%
Gitega	587	1%
Bubanza	479	1%
Others	2,063	2%
Total	84,063	

Age Cohort

Age Cohort	Female	Male	Total	%
0 - 4 years	6,103	6,367	12,470	15%
5 - 11 years	7,708	7,851	15,559	19%
12 - 17 years	5,307	5,613	10,920	13%
18 - 59 years	21,398	21,913	43,311	52%
60 + years	1,153	650	1,803	2%
Total	41,669	42,394	84,063	100%

Dependants of Burundian Refugees - Other Nationalities

Origin	Female	Male	Total
Rwanda	275	26	301
Tanzania	2	1	3
Belgium	1		1
Kenya	1		1
Uganda	1		1
Total	280	27	307



* Source: MIDIMAR. All other sources are UNHCR

** Individuals registered in Nyanza, Gatore, Bugesera RCs have undergone level 1 biometric registration

*** Inactivated due to absence at food distribution for 3 or more consecutive months in Sep 2015 - Feb 2017 (7,449) or spontaneous departure to BDI (1,457)

For more information please visit our website: <http://data2.unhcr.org/en/situations/burundi/location/2006>