

Total Active Registered Iraqis

62,173

Standard Age and Gender

Age	0-4	5-11	12-17	18-35	36-59	60+	Total	%
Female	2,252	4,633	2,958	9,083	7,956	3,238	30,120	48.4%
Male	2,398	5,123	3,313	10,201	8,238	2,780	32,053	51.6%
Total	4,650	9,756	6,271	19,284	16,194	6,018	62,173	100%
	7.5%	15.7%	10.1%	31.0%	26.0%	9.7%		

Place of Origin

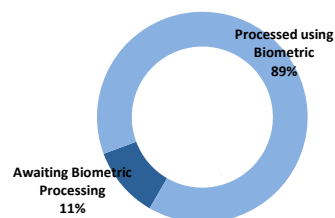
Baghdad	32,264	51.9%
Erbil	6,764	10.9%
Basrah	4,072	6.5%
Anbar	3,788	6.1%
Ninewa	3,671	5.9%
Dahuk	2,564	4.1%
Salah al-Din	1,309	2.1%
Thi-Qar	1,249	2.0%
Diyala	1,060	1.7%
Tameem	1,014	1.6%
Missan	553	0.9%
Muthanna	542	0.9%
Sulaymaniyah	508	0.8%
Babylon	452	0.7%
Wassit	343	0.6%
Najaf	301	0.5%
Qadissiya	211	0.3%
Kerbala	201	0.3%
Other	1,307	2.1%

Specific Needs

Serious medical condition	6,361	10.2%
Disability	2,330	3.7%
Specific legal and physical protection needs	1,968	3.2%
Child at risk	1,956	3.1%
Woman at risk	1,720	2.8%
Single parent	1,017	1.6%
Older person at risk	748	1.2%
Unaccompanied or separated child	173	0.3%
Total	16,273	26.2%

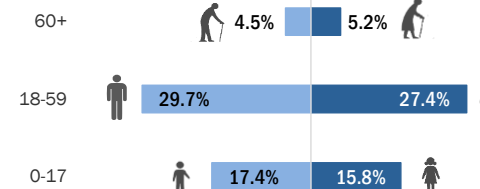
* An individual can have more than one specific need

Biometric Statistics (IRIS)



UNHCR Jordan

Age-Gender Breakdown

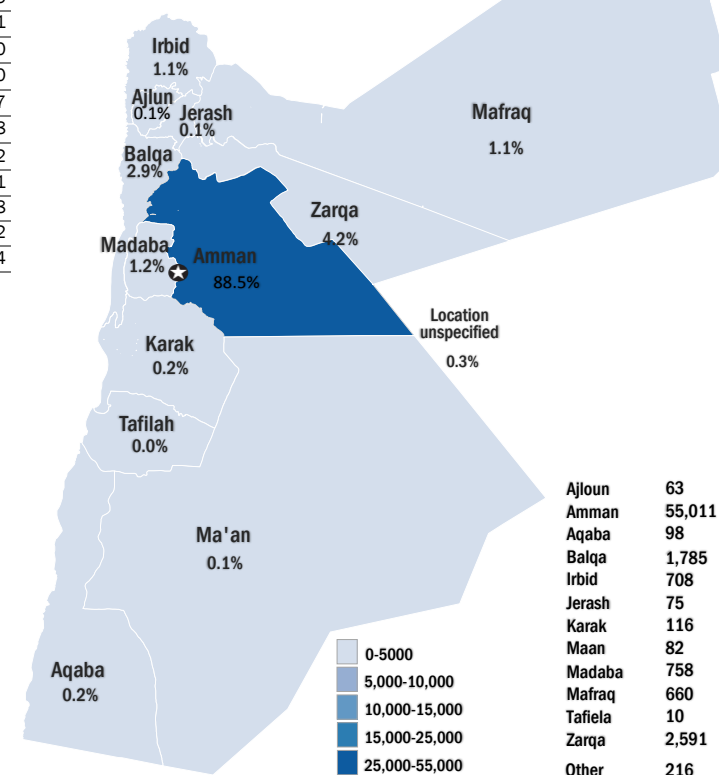


60+	6,018	9.7%
18-59	35,478	57.1%
0-17	20,677	33.3%

Arrivals

	Arrival	Registration
Pre-2006	4,406	72,669
2006	3,469	4,689
2007	2,297	31,285
2008	1,200	9,761
2009	1,523	6,840
2010	2,172	7,980
2011	2,655	7,767
2012	2,815	4,088
2013	5,070	5,392
2014	17,539	21,541
2015	8,671	9,868
2016	9,408	10,562
2017	948	1,764

UNHCR Registered Iraqis



Iraqi Arrival & Registration Trends since Jan 2013

