

Total Active Registered Syrians

659,593


Urban

518,454
78.6%


Camps

141,139
21.4%

Standard Age and Gender

Age	0-4	5-11	12-17	18-35	36-59	60+	Total	%
Female	49,567	70,531	43,541	98,211	57,095	14,538	333,483	50.6%
Male	52,640	74,422	45,703	93,890	49,206	10,249	326,110	49.4%
Total	102,207	144,953	89,244	192,101	106,301	24,787	659,593	100%
	15.5%	22.0%	13.5%	29.1%	16.1%	3.8%		

Place of Origin

Dar'a	276,091	41.9%
Homs	104,915	15.9%
Rural Damascus	78,304	11.9%
Aleppo	67,153	10.2%
Damascus	49,213	7.5%
Hama	34,035	5.2%
Ar-raqqa	16,475	2.5%
Idlib	10,864	1.6%
Deir-ez-zor	6,562	1.0%
Al-hasakeh	5,204	0.8%
Quneitra	2,820	0.4%
As-sweida	1,516	0.2%
Lattakia	1,327	0.2%
Tartous	368	0.1%
Other	4,746	0.7%

Specific Needs

Child at risk	47,930	7.3%
Serious medical condition	45,806	6.9%
Specific legal and physical protection needs	39,886	6.0%
Single parent	21,217	3.2%
Woman at risk	19,292	2.9%
Disability	18,945	2.9%
Older person at risk	5,941	0.9%
Unaccompanied or separated child	4,191	0.6%
Total	203,208	30.8%

* An individual can have more than one specific need

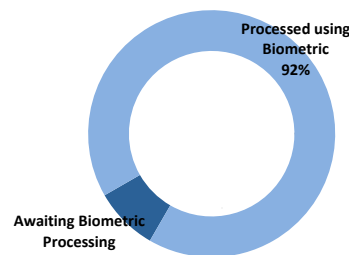
Arrivals

Pre-2011	33,139	5.0%
2011	22,541	3.4%
2012	170,153	25.8%
2013	292,593	44.4%
2014	80,366	12.2%
2015	33,355	5.1%
2016	43,943	6.7%
2017	6,044	0.9%

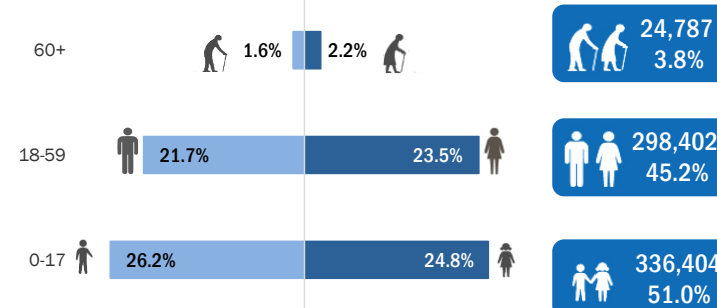
Registration Trend

2011	2,360	0.2%
2012	129,339	12.6%
2013	665,197	64.9%
2014	121,384	11.8%
2015	41,033	4.0%
2016	53,623	5.2%
2017	11,858	1.2%

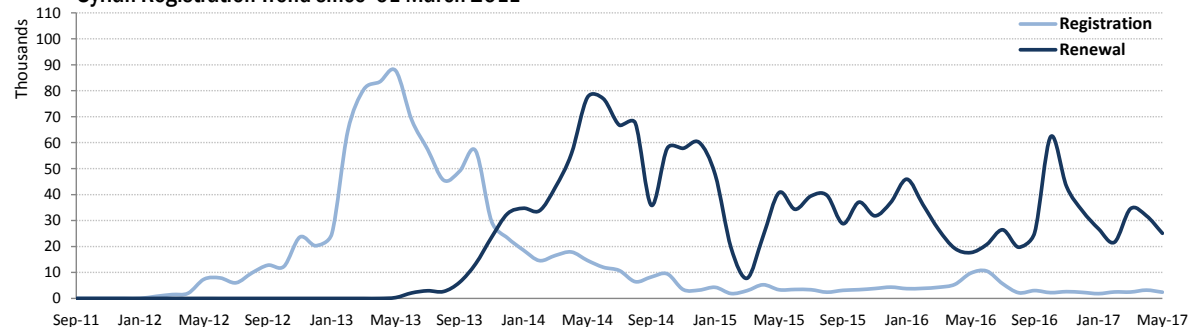
Biometric Statistics (IRIS)



Age-Gender Breakdown

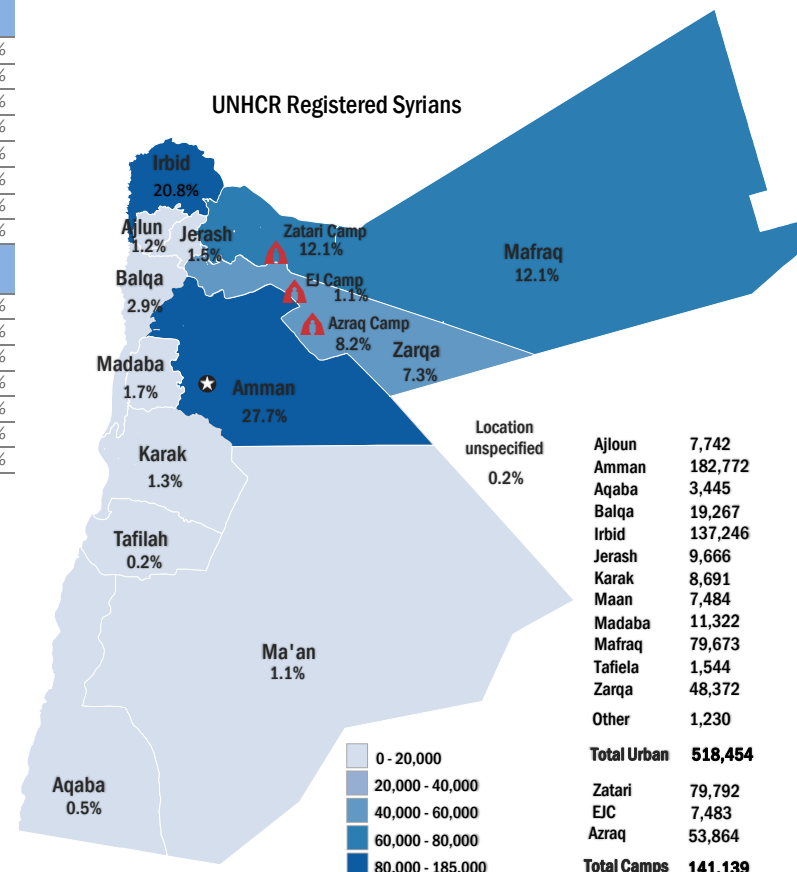


Syrian Registration Trend since 01 March 2011



Interagency Portal: <http://data.unhcr.org/Syrianrefugees>
 UNHCR on the web: <http://www.unhcr.org> ; <http://www.unhcr.org>
 UNHCR on Social network: <http://www.facebook.com/UNHCRJordan> ; <http://twitter.com/ZaatariCamp>
 DAG Jordan

UNHCR Registered Syrians



* Coloured map only reflects refugees living outside camps.