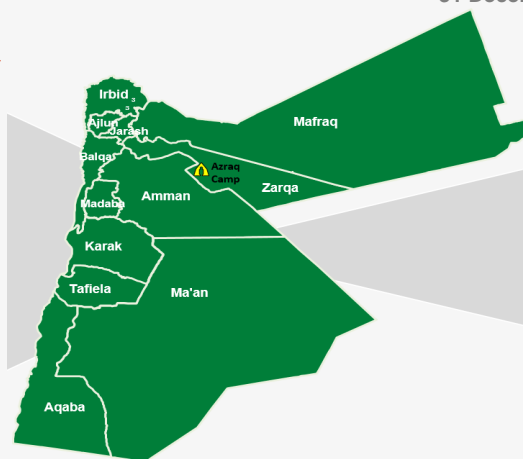
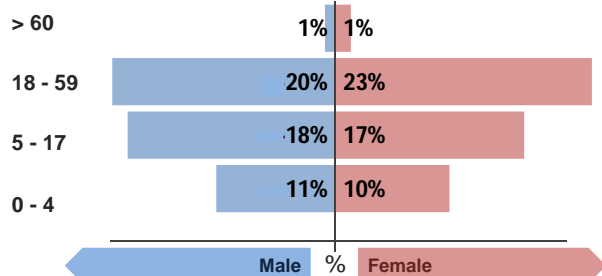




## Refugee population

Total refugee population: **35,384**

Demographic breakdown:



## Public Health Profile

First Quarter 2017

31 December 2016 - 31 March 2017

## Key facts

Camp opened:  
**May 2014**

## Indicators at a glance

1	Health utilisation rate	7.5	X
2	Number of consultations per clinician per day	61	X
3	Crude Mortality Rate (CMR) (/1000/month)	0.2	✓
4	Under-five Mortality Rate (U5MR) (/1000/month)	0.6	✓
5	Neonatal Mortality Rate (NNMR) (/1000 livebirths)	10.5	✓

## Notes

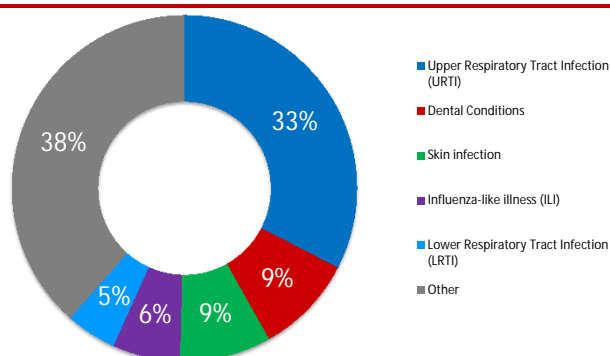
This public health profile for Azraq refugee camp is compiled from health facility data from the following partners:

- IMC Clinic Village 6
- IMC Clinic Village 3
- IMC Clinic Village 5
- IMC Hospital
- Arab Medical Relief

Data is collected using standardised Health Information System (HIS) data collection and reporting tools and aims to be as accurate as possible.

## Morbidity

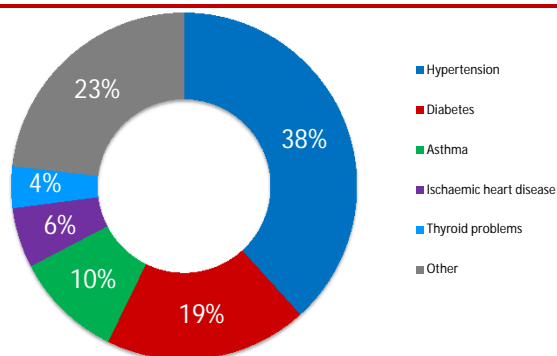
### Acute health conditions (%)



### Top 5 acute health conditions

	% morbidity	# of cases
1 Upper Respiratory Tract Infection (URTI)	33%	16,823
2 Dental Conditions	9%	4,782
3 Skin infection	9%	4,429
4 Influenza-like illness (ILI)	6%	3,276
5 Lower Respiratory Tract Infection (LRTI)	5%	2,448
- Other	39%	19,882

### Chronic health conditions (%)



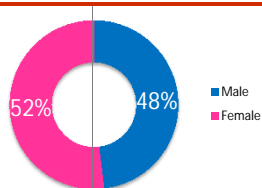
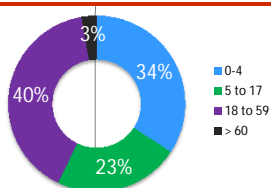
### Top 5 chronic health conditions

	% morbidity	# of cases
1 Hypertension	38%	1,581
2 Diabetes	19%	783
3 Asthma	10%	417
4 Ischaemic heart disease	6%	232
5 Thyroid problems	4%	160
- Other	23%	957

### Breakdown of acute health conditions

by age

by gender

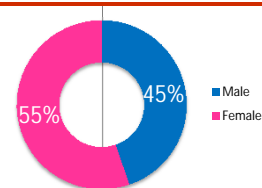
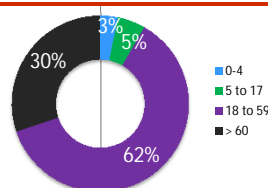


UNHCR gratefully acknowledges the support of the following partners:

### Breakdown of chronic health conditions

by age

by gender



## Public Health

### Health Impact

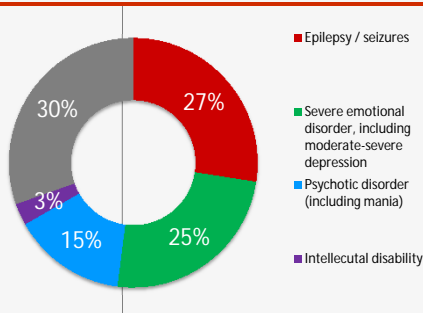
Indicator	Standard
Crude Mortality Rate (CMR) (/1000/month)	0.2 < 0.48 ✓
Under-five Mortality Rate (U5MR) (/1000/month)	0.6 < 1.5 ✓
Neonatal Mortality Rate (NNMR) (/1000 livebirths)	10.5 < 14.9 ✓

### Access and utilization

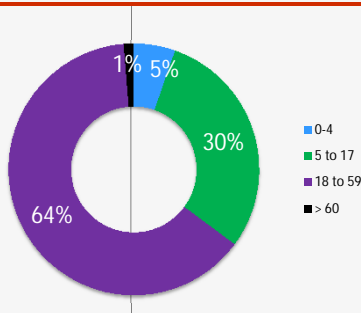
No. of health facilities	1 : 7077	1 : < 10,000	✓
Total number of consultations	66,031		
Health utilisation rate	7.5	1 - 4	X
No. of consultations per trained clinician per day	61	< 50	X

## Breakdown of mental health conditions

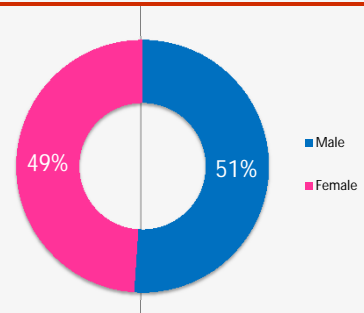
### By cause



### By age

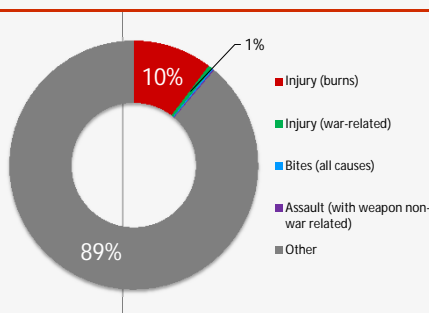


### By gender

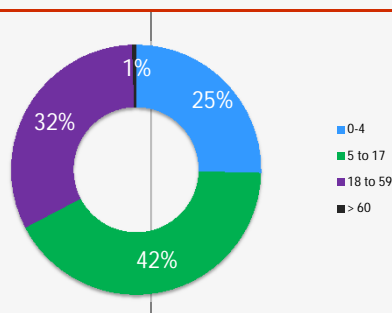


## Breakdown of injuries

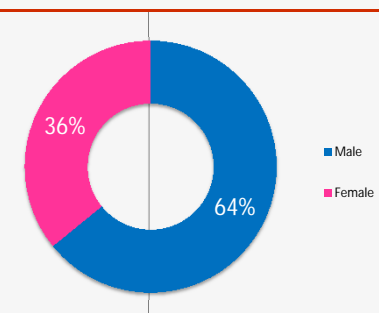
### By cause



### By age



### By gender



## In-patient and referral

### In-patient department

Indicator	Standard
Hospitalisation rate (/1000/year)	124.1 50 - 150 ^
Bed occupancy rate	95% > 75% ✓
Mean length of stay for authorised discharges (days)	2.0

Indicator	Standard
Overall case fatality rate	0%
Proportion of deaths within 24 hours of admission	0%

## Reproductive Health

### Antenatal care

Indicator	Standard
Coverage of antenatal care (4 or more visits)	77% ≥ 90% X
Coverage of TT vaccination	62% ≥ 90% X
Coverage of anaemia screening in pregnancy	100% ≥ 90% ✓

### Delivery care

Proportion of deliveries attended by skilled personnel	100% ≥ 90% ✓
Proportion of deliveries performed by caesarean section	17.8% 5 - 15% X
Proportion of low birth weight deliveries (<2500g)	4% < 15% ✓

### Maternal mortality

Number of maternal deaths reported	1
% of maternal deaths investigated	100% 100%

### Postnatal care

Indicator	Standard
Coverage of postnatal care	12% ≥ 90% X

### Sexual and Gender-based Violence

Incidence of rape (reported cases/10,000/year)*	^
% of rape survivors who received PEP** < 72 hours	100% ^
% of rape survivors who received ECP*** < 120 hours	100% ^
% of rape survivors who received STI**** prophylaxis < 2 wks	100% ^

\*Only includes rapes reported at health facilities \*\*Post-exposure prophylaxis \*\*\*Emergency contraceptive pill \*\*\*\*Sexually transmitted infection