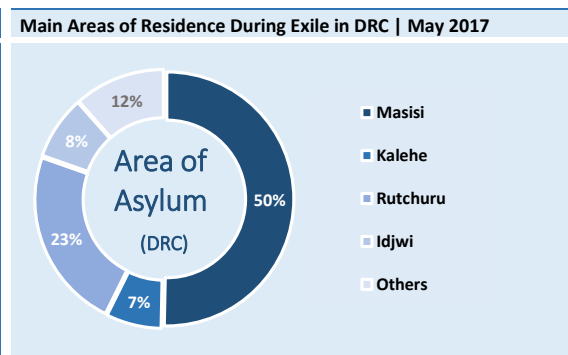
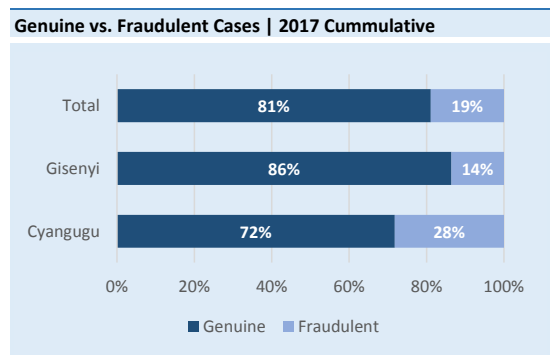
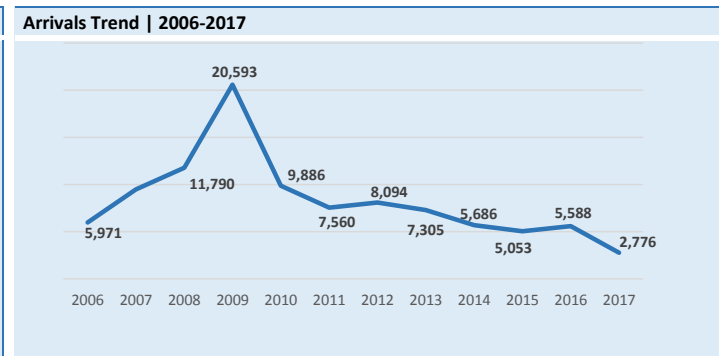
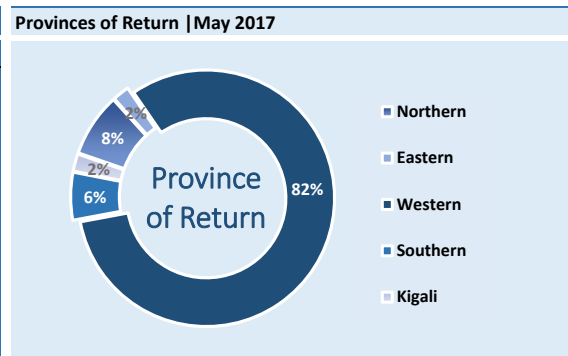


Main Districts of Return

	May-17	2009 -2017
Karongi	167 12%	3,844 5%
Musanze	75 5%	3,581 5%
Nyabihu	225 16%	9,043 12%
Rutsiro	196 14%	5,209 7%
Nyamasheke	119 8%	4,595 6%
Rubavu	275 19%	5,825 8%
Ngororero	61 4%	2,493 3%
Rusizi	23 2%	7,681 11%
Others	270 19%	30,270 42%



Returns Trend | Main Countries of Asylum From Which Returnees Originate

Country of Asylum	2017	2009-17
D.R Congo	2,774	65,196 89.9%
Congo Brazzaville	1	259 0.4%
Angola		16 0.0%
Uganda		6,540 9.0%
Malawi		141 0.2%
Burundi		137 0.2%
Zambia		86 0.1%
Cameroon		45 0.1%
Others	1	121 0.2%

*2009 - Launch of the Comprehensive Solutions Strategy for Rwandan Refugees