

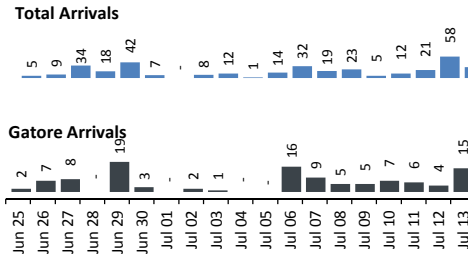
Registration Statistics

Registered from 11-13 July 2017

Mahama	193
Kigali	-
Nyarushishi	-
<b>Total</b>	<b>193</b>

Camp / Reception Centre Population

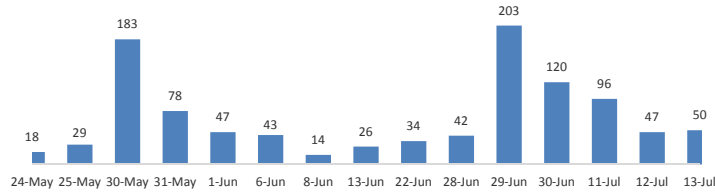
Bugesera*	54	33
Nyanza*	188	98
Nyarushishi*	8	4
Mahama	54,257	18,654
Gatore*	153	97
Kigali	28,511	14,337
Huye	3,303	1,277
<b>Total</b>	<b>86,474</b>	<b>34,500</b>



<b>86,474</b>	<b>Total Active Refugees</b>
<b>85,799</b>	Registered L2
<b>675</b>	Registered L1**
<b>10,163</b>	Temporarily Inactivated***
<b>96,637</b>	Active + Inactive Refugees

Kigali Arrivals: 10 Bugesera Arrivals: 1 Nyanza/Huye Arrivals: 3

Daily Registration Trends



Area of Origin

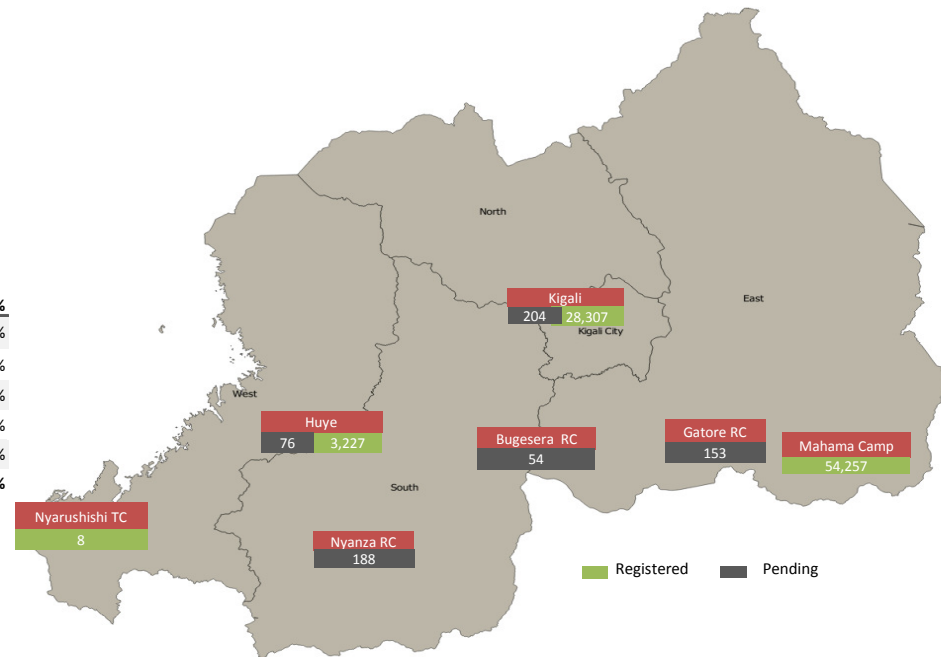
Area of Origin	Count	%
Kirundo	36,742	43%
Bujumbura Mairie	31,078	36%
Muyinga	8,115	9%
Ngozi	2,727	3%
Karuzi	1,173	1%
Kayanza	971	1%
Cibitoke	931	1%
Gitega	628	1%
Bubanza	494	1%
Ruyigi	471	1%
Others	2,469	3%
<b>Total</b>	<b>85,799</b>	

Age Cohort

Age Cohort	Female	Male	Total	%
0 - 4 years	6,414	6,631	13,045	15%
5 - 11 years	7,821	7,939	15,760	18%
12 - 17 years	5,404	5,686	11,090	13%
18 - 59 years	21,701	22,379	44,080	51%
60 + years	1,170	654	1,824	2%
<b>Total</b>	<b>42,510</b>	<b>43,289</b>	<b>85,799</b>	<b>100%</b>

Dependants of Burundian Refugees - Other Nationalities

Origin	Female	Male	Total
Rwanda	266	23	289
Tanzania	2	1	3
Belgium	1	-	1
Kenya	1	-	1
Uganda	1	-	1
<b>Total</b>	<b>271</b>	<b>24</b>	<b>295</b>



\* Source: MIDIMAR. All other sources are UNHCR

\*\* Individuals registered in Nyanza, Gatore, Bugesera RCs have undergone level 1 biometric registration

\*\*\* Inactivated due to absence at food distribution for 3 or more consecutive months in Sep 2015 - June 2017 (8,706) or spontaneous departure to BDI (1,457)

For more information please visit our website: <http://data2.unhcr.org/en/situations/burundi/location/2006>