

Registration Statistics


Registered on 17 July 2017

Mahama	-
Huye	65
Nyarushishi	-
Total	65

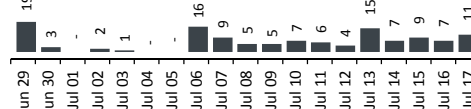
Camp / Reception Centre Population

Bugesera*	71	47
Nyanza*	197	104
Nyarushishi*	8	4
Mahama	54,257	18,654
Gatore*	187	128
Kigali	28,560	14,363
Huye	3,320	1,267
Total	86,600	34,567

Total Arrivals



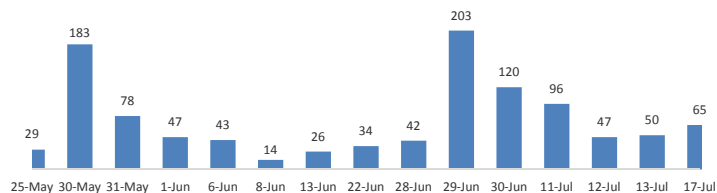
Gatore Arrivals



86,600	Total Active Refugees
85,905	Registered L2
672	Registered L1**
10,163	Temporarily Inactivated***
96,763	Active + Inactive Refugees

Kigali Arrivals: 21 Bugesera Arrivals: 1 Nyanza Arrivals: 0

Daily Registration Trends



Area of Origin

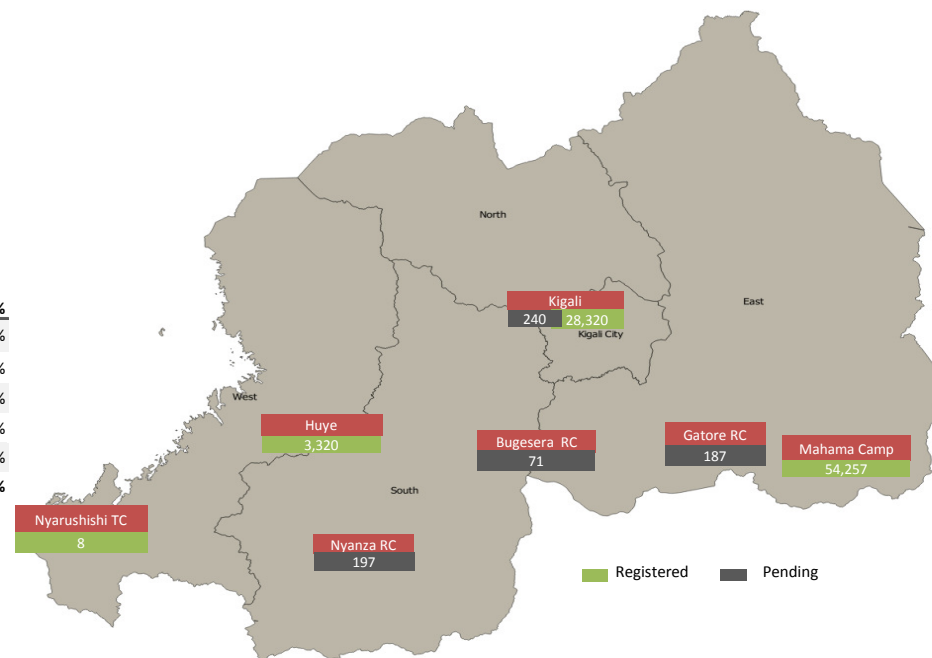
Kirundo	36,763	43%
Bujumbura Mairie	31,124	36%
Muyinga	8,115	9%
Ngozi	2,751	3%
Karuzi	1,173	1%
Kayanza	971	1%
Cibitoke	931	1%
Gitega	629	1%
Bubanza	495	1%
Ruyigi	472	1%
Others	2,481	3%
Total	85,905	

Age Cohort

Age Cohort	Female	Male	Total	%
0 - 4 years	6,422	6,636	13,058	15%
5 - 11 years	7,826	7,950	15,776	18%
12 - 17 years	5,407	5,692	11,099	13%
18 - 59 years	21,726	22,422	44,148	51%
60 + years	1,170	654	1,824	2%
Total	42,551	43,354	85,905	100%

Dependants of Burundian Refugees - Other Nationalities

Origin	Female	Male	Total
Rwanda	265	23	288
Tanzania	2	1	3
Belgium	1	-	1
Kenya	1	-	1
Uganda	1	-	1
Total	270	24	294



* Source: MIDIMAR. All other sources are UNHCR

** Individuals registered in Nyanza, Gatore, Bugesera RCs have undergone level 1 biometric registration

*** Inactivated due to absence at food distribution for 3 or more consecutive months in Sep 2015 - June 2017 (8,706) or spontaneous departure to BDI (1,457)

For more information please visit our website: <http://data2.unhcr.org/en/situations/burundi/location/2006>